

# Synthesis of Aza-Crown Ethers

KRZYSZTOF E. KRAKOWIAK,<sup>†</sup> JERALD S. BRADSHAW,\* and DARIA J. ZAMECKA-KRAKOWIAK

Department of Chemistry, Brigham Young University, Provo, Utah 84602

Received September 8, 1988 (Revised Manuscript Received January 9, 1989)

## Contents

I. Introduction	929
II. Preparation of Starting Materials	929
A. Diols	929
B. Diamino Aliphatic Ethers	931
C. Amino Diols	933
III. General Synthetic Methods Used To Prepare Aza-Crowns	934
A. Template Syntheses	934
B. Reactions of Activated Diacids with Diamines	936
IV. Specific Syntheses of the Aza-Crowns	936
A. Monoaza-Crowns	936
B. Diaza-Crowns	944
C. Polyaza-Crowns	955
D. Benzoaza-Crowns	960
1. One Benzo Unit	960
2. Two Benzo Units	961
V. Organization of Tables	968
VI. References	968

## I. Introduction

There is a continuing interest in the synthesis of aza-crown compounds. The aza-crowns have complexation properties that are intermediate between those of the all-oxygen crowns, which strongly complex alkali and alkaline earth metal ions, and those of the all-nitrogen cyclams, which strongly complex heavy-metal cations. These mixed complexation properties make the aza-crowns interesting to researchers in many areas. The aza-crowns have important uses as synthetic receptors in molecular recognition processes<sup>1</sup> and, in some cases, anion complexation properties that are similar to those in certain biological systems.<sup>2-4</sup> They have an enhanced complexing ability for ammonium salts<sup>5,6</sup> and for transition-metal ions<sup>6,7</sup> over the all-oxygen crown compounds. In addition, the aza-crowns are important intermediates for the synthesis of cryptands (from diaza-crowns),<sup>8,9</sup> nitrogen-pivot lariat crown ethers,<sup>10</sup> and other species requiring one or two nitrogens in the macroring.<sup>11,12</sup> There are a number of interesting uses of aza-crowns as catalysts in nucleophilic substitution and oxidation reactions,<sup>13,14</sup> in the design of chromogenic reagents that are sensitive to alkali and alkaline earth metal cations,<sup>15</sup> and in the chromatographic separation of metal cations.<sup>15</sup> Certain aza-crowns have

been covalently attached to silica gel or other solid supports.<sup>16,17</sup> The silica gel bound aza-crowns have found use for the selective separation of specific metal ions from mixtures of metal ions.<sup>16</sup>

An extensive number of aza-crowns have been synthesized. Several of these materials can be purchased. For example, Merck and Aldrich list a number of diaza-crowns, including 1,4,10,13-tetraoxa-7,16-diazacyclooctadecane. These compounds are extremely expensive. A major problem is the design of new and inexpensive procedures to prepare these important ligands. A compilation of aza-crown compounds prepared prior to about 1980 is given by Gokel and Korzeniowski.<sup>17</sup> A number of other reviews have appeared covering the literature up to about 1982.<sup>6,18-24</sup> More recent reviews concerning the aza-crowns<sup>25,26</sup> do not cover the synthesis of these compounds in an organized manner. Other than the extensive compilation by Gokel and Korzeniowski<sup>17</sup> covering the synthesis of aza-crowns to 1980 and the compilation of aza-crown complexation properties by Izatt and co-workers,<sup>6</sup> there has been no other listing of the aza-crowns.

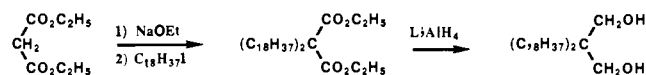
This review covers all aza-crown ethers synthesized from 1981 to 1987, aza-crowns synthesized before 1981 that were not included in ref 17, and some aza-crowns reported in 1988. We have concentrated on crowns containing at least 12-membered rings with at least one oxygen atom in the macroring. We have included the benzoaza-crowns, but crowns containing other aromatic or unsaturated or saturated subcyclic units are not included. A survey of general methods for the preparation of starting materials is also included. Specific methods for the preparation of monoaza-crowns, diaza-crowns, polyaza-crowns, and benzoaza-crowns are presented.

## II. Preparation of Starting Materials

### A. Diols

Most of the simple oligoethylene glycols and other diols used for the synthesis of macrocyclic compounds are commercially available. Methods for their preparation have been published.<sup>27-36</sup> Diols with side chains are generally not available but are very desirable since crown ethers with active side groups (hydroxy or allyl, for example) or with long-chain lipophilic groups are often needed.

Cornforth made a lipophilic diol, 2,2-dioctadecylpropane-1,3-diol, from diethyl malonate.<sup>31</sup> Use of this



<sup>†</sup> Permanent address: Department of Chemical Technology, School of Medicine, 90145 Lodz, Poland.



Krzysztof E. Krakowiak was born in Lodz, Poland, and received B.S. and M.S. degrees in Synthetic Fiber Chemistry from the Technical University in Lodz. He also has B.S. and M.S. degrees in Medicinal Chemistry from the School of Medicine at Lodz. He received his Ph.D. with Professor B. Kotelko on the synthesis of new 8–10-membered saturated heterocyclic compounds containing nitrogen and oxygen atoms in 1982. Since November 1986 he has held a postdoctoral position with Professor Bradshaw in the Department of Chemistry, Brigham Young University. He has published more than 40 scientific papers on new and convenient methods for the preparation of saturated heterocyclic systems, including crown ethers and cyclams. He is married and has three daughters.



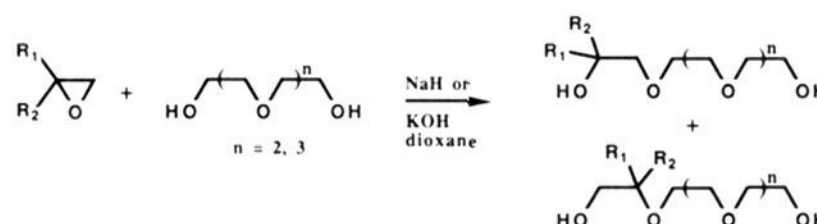
Jerald S. Bradshaw was born in Cedar City, UT, and received a B.A. degree in chemistry at the University of Utah in 1955. After 4 years as an officer in the U.S. Navy, he enrolled in a Ph.D. program at UCLA. He received the Ph.D. in 1963 with Professor Donald J. Cram on electrophilic substitution at saturated carbon. He received an NSF postdoctoral fellowship for the 1962–1963 academic year to work with Professor George S. Hammond at Cal Tech. After 3 years as a research chemist at Chevron Research in Richmond, CA, he joined the faculty at Brigham Young University at Provo, UT, in 1966. He was named Professor of the Year at BYU in 1975. He was U.S. National Academy of Sciences Exchange Professor for the academic year of 1972–1973 and the Summer of 1982, working with Professor Miha Tisler at the University of Ljubljana, Yugoslavia. He also was a visiting professor with Dr. J. F. Stoddart at the University of Sheffield, England, in 1978, and a National Science Foundation Cooperative Research Fellow with Dr. L. F. Lindoy at James Cook University, Townsville, Australia, in 1988. He is a member of the American Chemical Society. His research interests are the synthesis and cation complexation properties of macrocyclic multidentate compounds, the photochemical reactions of heterocyclic compounds, and the preparation of new polysiloxanes for chromatography uses.

1,3-propanediol derivative gave crowns with a propylene bridge between the heteroatoms. Crowns with ethylene bridges form more stable complexes with metal cations than those with propylene bridges. Okahara and co-workers<sup>37,38</sup> developed a method to prepare substituted oligoethylene glycols using substituted ethylene oxides. The glycol containing two substituents on the first carbon was the major product of this reaction. Gandour

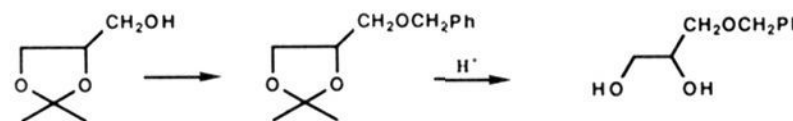


Daria J. Zamecka-Krakowiak was born in Oborniki Wlkp., Poland, and graduated in Pharmacy from the School of Medicine at Lodz, Poland. She received an M.S. degree in Pharmaceutical Analytical Chemistry from the same school. She also has a special degree in the Analytical Chemistry of Foods. She is married and has three daughters.

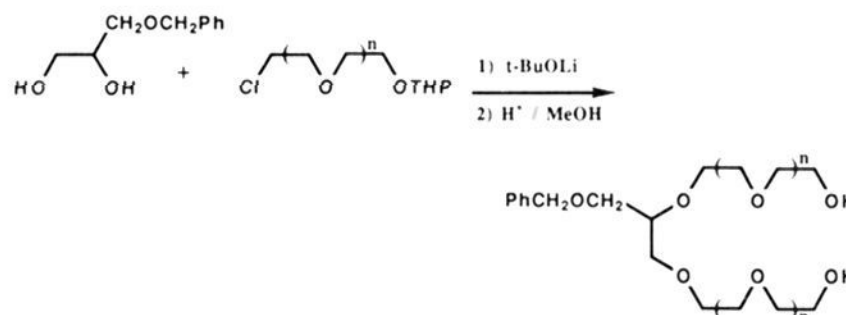
and co-workers used a similar reaction to prepare hydroxymethyl-substituted oligoethylene glycols.<sup>39</sup>



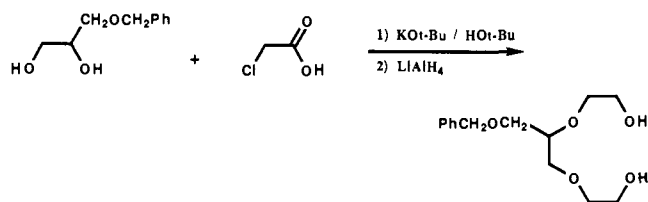
Czech first reported the synthesis of oligoethylene glycols with a (benzyloxy)methyl substituent in the middle of the molecule using (benzyloxy)methyl-substituted ethylene glycol, prepared from the 1,2-isopropylidene-blocked glycerol as shown or from epichlorohydrin.<sup>40–43</sup> The substituted ethylene glycol was



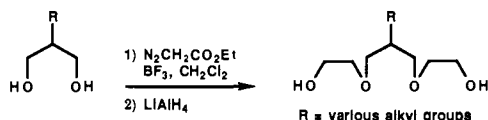
reacted with THP-blocked oligoethylene glycol monochloride followed by hydrolysis to remove the THP blocking group to form the (benzyloxy)methyl-substituted oligoethylene glycol with a greater number of ethyleneoxy units.<sup>44,45</sup> The benzyl portion of the (benzyloxy)methyl substituent can be readily removed by reduction to the hydroxymethyl substituent.<sup>40–43,45,46</sup> This process is usually done after the (benzyloxy)methyl-substituted oligoethylene glycol has been cyclized into a crown. Thus, the (benzyloxy)methyl-substituted glycols are important intermediates for the preparation of the hydroxymethyl functionalized crowns.



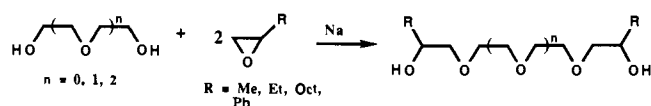
Reaction of ((benzyloxy)methyl)ethylene glycol with chloroacetic acid followed by reduction gave the substituted triethylene glycol. This latter reaction sequence, first used by Cinquini<sup>47</sup> to prepare didodecyltriglycolic acid, was also used with some modifications



by Bradshaw and co-workers<sup>48,49</sup> and Bartsch and co-workers<sup>42,43,50</sup> to prepare glycols containing lipophilic or (allyloxy)methyl substituents. Montanari and Tundo also used this procedure to prepare the corresponding *tert*-butoxymethyl-substituted triethylene glycol, which was used to prepare hydroxymethyl-substituted crowns and cryptands.<sup>51</sup> Similar glycols with a propylene bridge containing the substituent were prepared by reacting ethyl diazoacetate rather than chloroacetic acid with the starting glycol.<sup>52</sup>



Symmetrically substituted oligoethylene glycols with terminal alkyl substituents have been prepared by the sodium metal catalyzed reaction of a lower oligoethylene glycol with 2 equiv of a substituted epoxide.<sup>53,54</sup> The

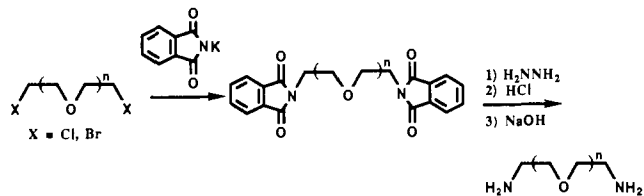


reactions generally gave good yields (30–60%) of the disubstituted oligoethylene glycols, which often could be purified by distillation. One problem with this reaction is the formation of varying amounts of 2-substituted isomer formed by attack of the alkoxide on the substituted carbon of the epoxide. The isomers can best be characterized from the NMR spectrum of their corresponding ester or tosylate derivatives. Chiral disubstituted oligoethylene glycols have been prepared by another method that requires more steps but does not give positional isomers.<sup>55,56</sup> Oligomerization of 1,2-propanediol also gave oligoethylene glycols where every other carbon atom contained a methyl substituent.<sup>57</sup>

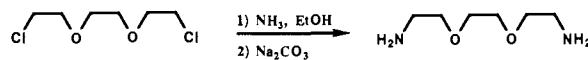
## B. Diamino Aliphatic Ethers

It is important to have simple and inexpensive methods to prepare the diamine starting materials for the cyclization portion of the sequence to form diaza-crown compounds. The oligoethylene (or oligo-propylene) polyamines and their *N*-methyl and *N*-ethyl analogues can be purchased. We present here some of the methods that have been used to prepare the diamino aliphatic ethers that are less available.

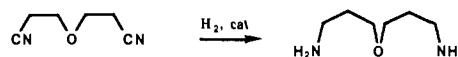
First, we report methods to prepare the primary diamino aliphatic ethers. A modified Gabriel synthesis using the reaction of potassium phthalimide with a dihalide followed by hydrolysis using hydrazine was one of the first methods to prepare the diamino ethers.<sup>8</sup> Krakowiak and Kotelko used this method to prepare a variety of diamino ethers containing both ethylene and propylene connecting groups.<sup>58,59</sup>



King and Krespan prepared 1,8-diamino-3,6-dioxaoctane by reacting the dichloride derivative of triethylene glycol with ethanolic ammonia followed by

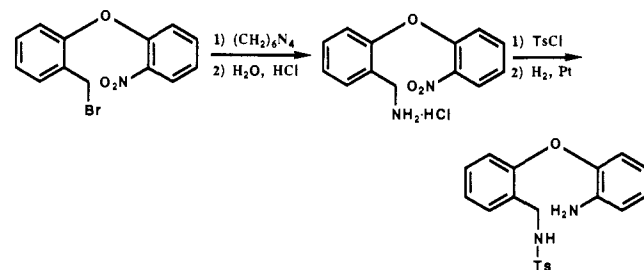


sodium carbonate.<sup>60</sup> Earlier, bis(3-aminopropyl) ether was prepared by a similar reaction.<sup>61</sup> The bis(3-aminopropyl) ether was also prepared by reducing a bisnitrile as shown.<sup>61–64</sup>

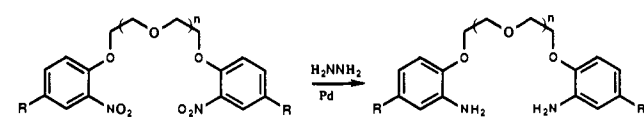


Some mixed oligo(ethyleneoxy)dipropylamines, NH<sub>2</sub>(CH<sub>2</sub>)<sub>3</sub>(OCH<sub>2</sub>CH<sub>2</sub>)<sub>n</sub>O(CH<sub>2</sub>)<sub>3</sub>NH<sub>2</sub>, can be purchased from Tokyo Kasei. These materials are inexpensive and can be used to prepare similar poly(propyleneoxy)aza-crowns as shown in method AR, section IV.D.

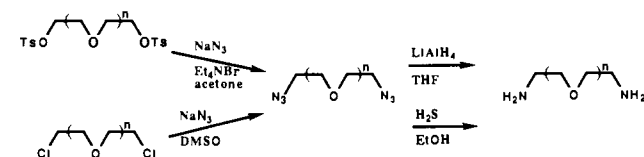
A reduction process has been used to prepare aromatic diamines from nitro- and azide-containing ethers. The preparation of an aromatic diamine using known methods was reported by Glinka, who treated an aromatic nitro halide with hexamethylenetetraamine followed by hydrolysis to give an aromatic nitro amine. The nitro amine was reduced to the diamine after tosylation to block the original amine group.<sup>65</sup> A palla-



dium-catalyzed hydrazine or amalgamated aluminum reduction of some bis nitro aromatic compounds appears to be a good method for the preparation of dianiline-substituted ether compounds.<sup>66–68</sup>



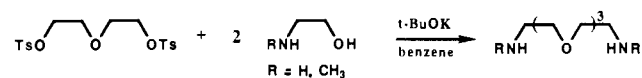
The reduction of diazido-substituted ethers to form the diamino ethers has been reported by a number of workers.<sup>69–71</sup> The starting diazido ethers were prepared by treating either the ditosyl or dichloro derivatives of the oligoethylene glycols with sodium azide. The re-



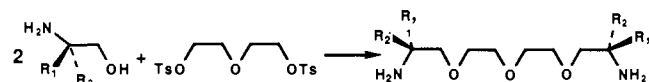
duction of the diazide can be done with lithium aluminum hydride or hydrogen sulfide in ethanol as shown.

These reactions gave an overall yield of 65–85%; however, care must be taken because the diazide can be explosive.

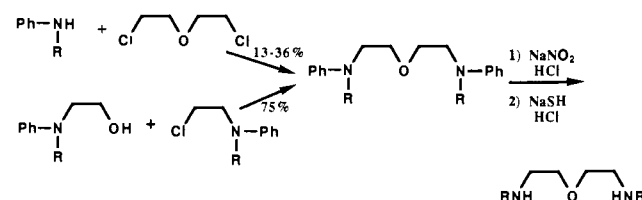
Böhmer and co-workers found that 2-aminoethanol reacted with a ditosylate using potassium *tert*-butoxide as base to form a diamino ether in a 30% yield.<sup>72</sup> They also prepared the *N,N'*-dimethyl derivative.



Sutherland and co-workers used this same technique to prepare a chiral diamino ether with higher yields.<sup>73</sup>

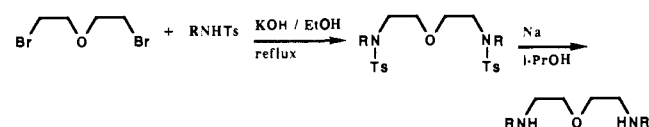


Secondary amines were prepared in much the same fashion. Boon prepared the 1,5-bis(methyl(or ethyl)-amino)-3-oxapentanes by two methods as shown.<sup>74</sup> The



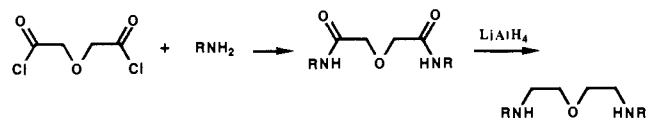
initial diamino ether contained a phenyl blocking group that required a two-step method for removal. Boon also isolated *N*-phenylmorpholine as a byproduct when the dichloride was reacted with aniline ( $R = \text{H}$ ). The second method allows the preparation of unsymmetrical derivatives where the *R* groups substituted on each of the two nitrogen atoms are different.<sup>74</sup>

*N*-Tosyl-substituted amines have also been used to prepare secondary diamino ethers. Petranek and Ryba reacted *N*-tosylbenzylamine or the aniline analogue with the dibromo derivative of diethylene glycol to form the bis(*N*-tosylamino) derivatives.<sup>75</sup> The tosyl blocking groups were removed by using sodium in isopropyl alcohol. Other *N,N'*-dialkyldiamino ethers were pre-



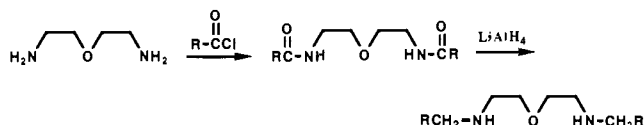
pared by Krakowiak and Kotelko by tosylating bis(2-aminoethyl) ether, subsequently alkylating the *N,N'*-ditosyl derivative in base, and removing the tosyl group by a reduction process.<sup>76</sup>

An excellent method to prepare the *N,N'*-dialkyl derivatives of 1,5-diamino-3-oxapentane involves the formation of a bisamide followed by reduction with lithium aluminum hydride.<sup>76</sup> Diamines with a wide

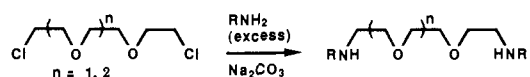


variety of alkyl substituents from methyl to 3-(*N,N'*-diethylamino)propyl were prepared in moderate yields. Pietraszkiewicz<sup>78</sup> and Gokel and co-workers<sup>71,77</sup> used this procedure except borane was used as the reducing agent. Gokel also prepared the *N,N'*-dialkyldiamino ether by treating the diamine with an acid chloride followed by reduction of the resulting bisamide.<sup>71</sup> This

is a reasonably good method to prepare these diamines, but the starting 2,2'-bis(aminoethyl) ether is several times more expensive than diglycolyl dichloride.



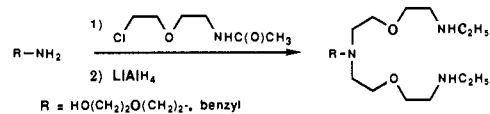
A superior method to prepare the *N,N'*-dialkyl derivatives of the oligoethylene oxide containing diamines uses the reaction of the readily available dichloro derivative of the oligoethylene glycols with an excess of alkylamine.<sup>71,79,80</sup> This process is not possible for the



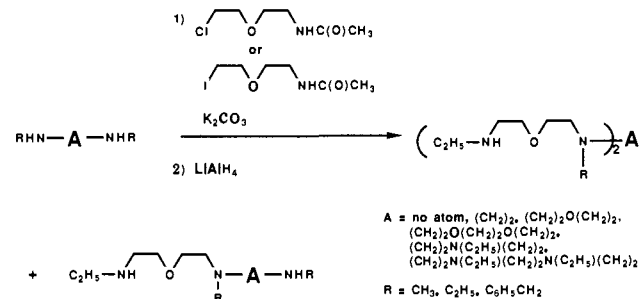
preparation of the diamine derivatives of diethylene glycol since the reaction of an amine with the dihalide yields only *N*-alkylmorpholine as mentioned above.<sup>71,74</sup> Gokel and co-workers used the more reactive diiodide in this reaction to prepare some *N,N'*-dialkylamines in 70–85% yields.<sup>71,77</sup> Bradshaw and Krakowiak have optimized the reaction with the dichloride using only a 4-fold excess of the amine in the presence of sodium carbonate and using a Dean–Stark apparatus to remove water formed in the reaction to obtain an 82% yield of the *N,N*-dibenzyl derivatives.<sup>80</sup>

In addition to the diamino ethers already mentioned in this section, we present here one new synthetic procedure to prepare polyamino ethers containing terminal  $\text{NHC}_2\text{H}_5$  functions.<sup>81,82</sup> This procedure uses the reaction of *N*-[2-(chloroethoxy)ethyl]acetamide with an amine, diamine, or polyamine and the subsequent reduction of the amide functions as shown in the following two schemes. When the reaction to form the tetraamine (excluding any amino groups in A) was run with an excess of *N*-[2-(chloroethoxy)ethyl]acetamide in toluene or DMF, mostly the diadduct was formed. A greater amount of the monoadduct was formed when the acetamide derivative was the limiting starting material. It is possible to prepare higher order polyoxa amines if the polyamino products shown in the schemes are further reacted with *N*-[2-(chloroethoxy)ethyl]acetamide or *N*-ethylchloroacetamide followed by reduction.<sup>82</sup>

#### Triamines



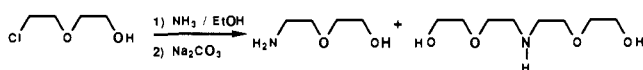
#### Tetraamines and Polyamines



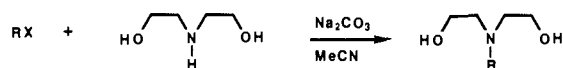
### C. Amino Diols

An alternate method to the use of diamino aliphatic ethers in the cyclization reaction for the aza-crowns is to cyclize amino diols. Some of the methods to prepare the amino diols are now presented.

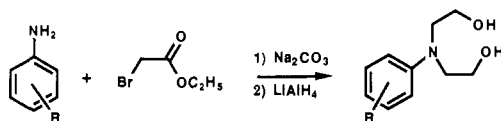
Krespan found that when 2-(2-chloroethoxy)ethanol was heated with ammonia in ethanol, a nearly equimolar mixture of 2-(2-aminoethoxy)ethanol and 6-aza-3,9-dioxaundecane-1,11-diol was isolated.<sup>83</sup> In addition



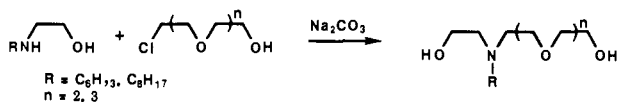
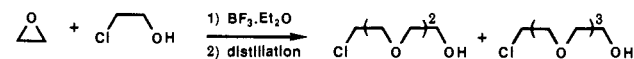
to these amino diols, King and Krespan prepared other types of amino diols starting with 2-aminoethanol or *N*-tosyl-2-aminoethanol and 1,8-dichloro-3,6-dioxaoctane or 1,5-dichloro-3-oxapentane.<sup>60</sup> Gokel and co-workers prepared the *N*-alkyl derivatives of diethanolamine in good yields by treating the amine with an alkyl halide using sodium carbonate as the base.<sup>10</sup> This reaction worked well when methyl 2-(2-chloroethoxy)ethyl ether was used as the alkylating agent but



the products from the reaction of longer chloromethoxy derivatives could not be separated from the salts so that distillation was not practical. *N*-Phenyl-substituted diethanolamines were prepared by reacting various anilines with ethyl bromoacetate followed by reduction.<sup>10</sup>

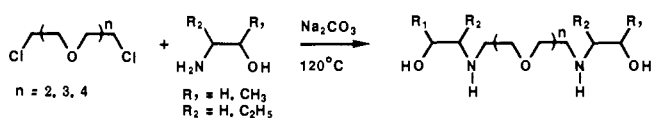


Okahara and co-workers prepared a number of *N*-alkylamino diols that were not symmetrical. They first prepared the monochloro derivative of the oligoethylene glycol by reacting ethylene oxide with 2-chloroethanol in an acidic medium.<sup>84</sup> The oligomers




were separated by distillation. The isolated monochloro derivative was then reacted with *N*-alkylethanolamine with sodium carbonate as the base. Other alkyl-substituted compounds were prepared by first reacting the amine with an excess of monochloroethylene glycol oligomer to form an amino alcohol that was further reacted with the same or another monochloro oligomer.

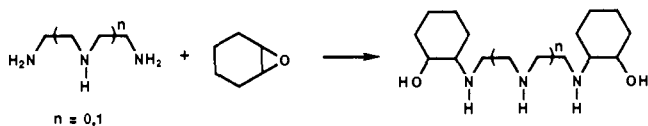
A series of diaza or triaza diols were prepared by these same workers by three different types of reactions.<sup>85</sup> With sodium carbonate as the base, ethanolamine compounds were reacted with the dichloro derivatives of the oligoethylene glycols.



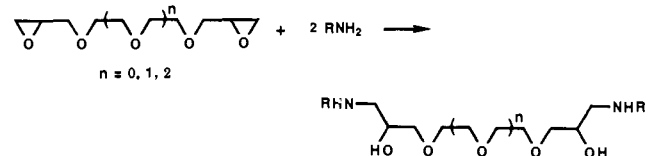
A diamino alcohol was reacted with 2-chloroethanol under the same conditions to form a diamino diol.



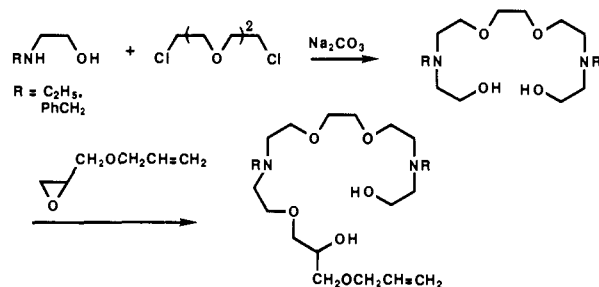
Cyclohexene oxide was heated with diaminoethane or 1,4,7-triazaheptane to form oligoaza diols containing two 2-hydroxycyclohexyl units.<sup>85</sup> All of these diols ring



closed to form aza-crowns when tosyl chloride was used (the Okahara procedure) as will be discussed later. Okahara and co-workers used a similar epoxide ring-opening reaction to prepare some interesting diamino diol ethers that are capable of ring closure either through the diamines or the diols.<sup>86</sup> A bis epoxy polyether was reacted with an excess of alkylamine to form the diamino diol material.

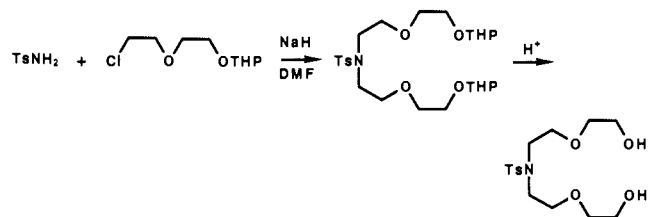


Bradshaw and Krakowiak have modified the reaction of a dihalide with *N*-ethyl- or *N*-benzyl-substituted ethanolamine in the presence of a carbonate base in toluene solvent to prepare *N,N'*-diethyl- and *N,N'*-dibenzyl diazapentaethylene glycol in high overall yields.<sup>81</sup>

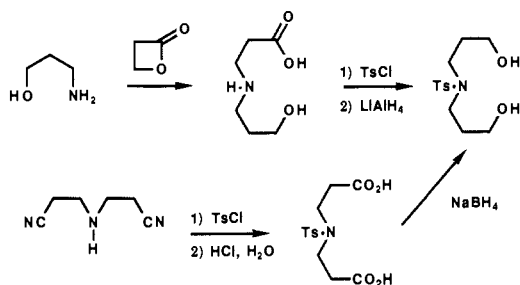


These diols were reacted with (allyloxy)methyl-substituted ethylene oxide to form the diazahexaethylene glycol containing an (allyloxy)methyl substituent. This latter diol was ring closed with tosyl chloride to form a diaza-18-crown-6, which can be attached to silica gel.<sup>49,87</sup>

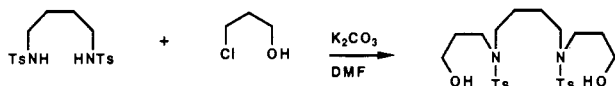
The *N*-tosylamino glycols are popular intermediates for the preparation of aza-crowns with secondary amine groups. Dale and Calverley used the reaction of *p*-toluenesulfonamide and the monochloro derivative of THP-blocked diethylene glycol to prepare the symmetrical *N*-tosylazatetraethylene glycol as shown.<sup>88</sup> Diols containing three *N*-tosyl nitrogens have also been prepared.<sup>89</sup> Lehn and co-workers prepared a number of *N*-tosylamino glycols as shown in section IV.C.



Sutherland and co-workers recently prepared diols with propylene bridges between the oxygen and nitrogen atoms using two methods shown below.<sup>90</sup> The second method gave the best overall yields.

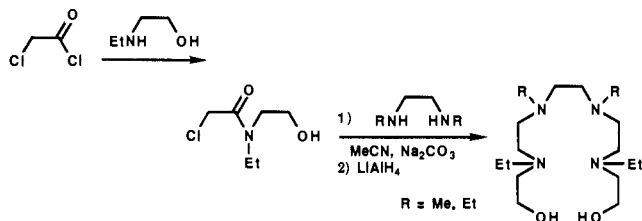


Marecek and Burrows prepared a diamino diol using *N,N'*-ditosyl-1,4-butanedi-amine and 3-chloro-1-propanol.<sup>91</sup> This diaza diol was used as a starting material to prepare a spermine macrocycle.



The tosyl groups are often difficult to remove from the final products. The yields for the reductive removal of the tosyl groups are often only moderate.<sup>90</sup> *N*-Tosyl groups also change the complexation properties of the aza-crowns if they are not removed. More convenient methods for preparing *N*-unsubstituted aza-crowns without the need to remove a blocking group are now being developed.<sup>82</sup>

A tetraaza diol was recently prepared by first reacting chloroacetyl chloride with *N*-ethylethanolamine to form a chloro hydroxy amide.<sup>73,82</sup> This latter compound was reacted with *N,N'*-dimethyl- or *N,N'*-diethylethylene-diamine with subsequent reduction to give the tetraaza diol.<sup>82</sup>

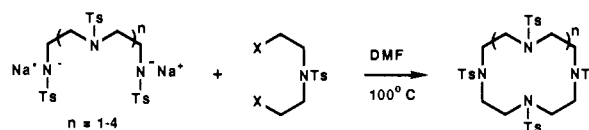


### III. General Synthetic Methods Used To Prepare Aza-Crowns

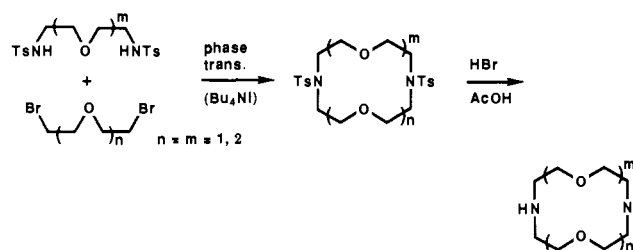
#### A. Template Syntheses

Greene observed that the formation of 18-crown-6 from a ditosylate and a diol in the presence of *tert*-butoxide salts was enhanced when a potassium cation was used.<sup>92</sup> This template effect was operative for the synthesis of other polyether crown compounds using alkali or alkaline earth metal cations. Template effects have also been observed for the preparation of aza-crown ethers, although the effect is less pronounced because the softer N-donor atoms form weaker complexes with the alkali metal cations.<sup>93</sup> Richman and Atkins reported that high-dilution techniques were not required for the cyclization reaction of a disodium salt of a pertosylated oligoamine with sulfonated diols to form medium and large polyaza-crown compounds.<sup>94,95</sup>

When a dihalide was used in this reaction, only moderate yields of cycloaddition products were observed.<sup>95,96</sup> Yields were increased when cesium carbonate was used as the base. Since this effect was observed for the formation of all ring sizes, Kellogg explained this effect as a "cesium effect", not a template effect.<sup>97,98</sup>

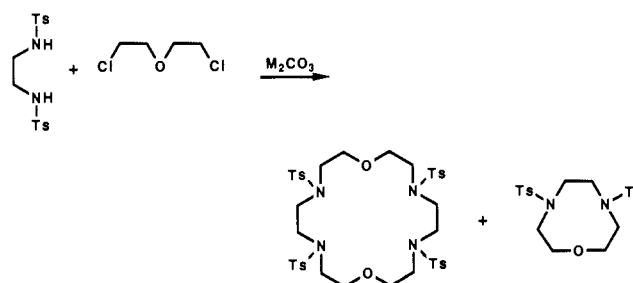


It is interesting to note that replacement of the sodium cations by tetramethylammonium ion in the Richman-Atkins procedure did not inhibit the reaction as one might expect in a template reaction but only decreased the yield of the tetraaza-crown to about 50%. Gokel and co-workers suggested that the increase in the yield from 50% to 80% when sodium is used does indicate a small template effect by the sodium.<sup>21</sup> Bogatsky and co-workers used phase-transfer conditions<sup>99</sup> to obtain macrocyclic poly-*N*-tosylaza-crown compounds.<sup>100</sup> They reported that the yield of the cycli-



zation step did depend on the nature of the cation. The 12-crown-4 compound formed best with lithium hydroxide while the larger crowns formed best when sodium hydroxide was used.

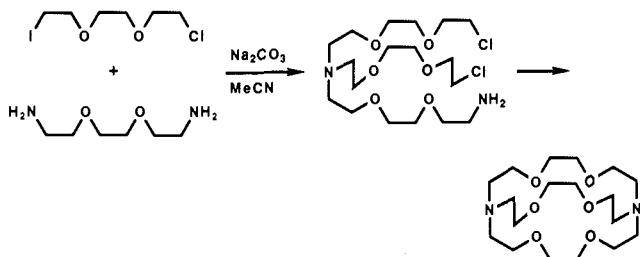
Biernat and Luboch have shown a definite template effect in the synthesis of tetra-*N*-tosylaza-18-crown-6.<sup>101</sup> The yields of the 18-crown-6 product were 40% with potassium carbonate but only 10% when sodium carbonate was used. The amount of 9-crown-3 byproduct was greater when sodium carbonate was used.



The diminished template effect in the formation of the poly-*N*-tosylaza-crowns with tosylate starting materials has been explained by Shaw to be a result of restricted rotational freedom in the molecules caused by the large tosyl groups.<sup>102</sup> As a result of the restricted rotation, there is a relatively small loss in entropy on cyclization, allowing ring closure to occur in relatively high yields without a need for preorganization of the starting materials. Rasshofer and Vögtle also explained the cyclization reactions in terms of template, steric, and entropy effects.<sup>103</sup>

Kulstad and Malmsten reported a remarkable synthesis of cryptand[2.2.2] and 1,10-diaza-18-crown-6 from

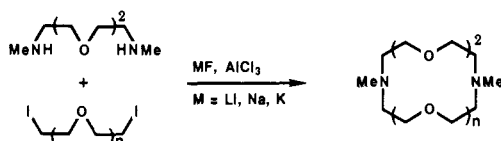
the reaction of either 1-iodo-8-chloro-3,6-dioxaoctane or 1,8-diiodo-3,6-dioxaoctane and 1,8-diamino-3,6-dioxaoctane.<sup>70,104</sup> The starting material gave the cryptand while the diiodo starting material gave the diaza-18-crown-6 (see method T, section IV.B). In the former case, the iodide reacted much faster than the chloride, allowing for the formation of an intermediate amine with three branches. This product then cyclized into the cryptand as shown. When the diiodo starting



material was used, the diaza-crown resulted from a simultaneous reaction with both iodides in the presence of a template cation. The formation of the cryptand was also controlled by template and solvent effects. The best solvent was found to be acetonitrile. Sodium carbonate was the best catalyst because sodium ion fits best into cryptand[2.2.2]. No significant amount of cryptand was observed when potassium carbonate was used. These authors found that variations in the combination of metal carbonate and solvent could significantly affect the yield of diaza-18-crown-6. In acetonitrile, sodium carbonate was the best catalyst followed by potassium, cesium, and lithium carbonates, which gave decreasing yields of the cyclic product. It is instructive to note that diaza-18-crown-6 yields fell to only 4% when an equimolar amount of dicyclohexano-18-crown-6 was present in the reaction mixture. Presumably the crown complexes the metal cation so that it was less available to act as a template.

Gokel and co-workers prepared a series of nitrogen-pivot lariat crown ethers (see method A, section IV.A).<sup>10</sup> These compounds all have side arms connected to a macroring nitrogen atom. Where a side arm was incapable of coordinating a metal ion, the ring-closure reaction occurred to give a yield of about 30% or less. Where the side arm was composed of relatively rigid aryl groups containing an ether donor oxygen atom, the ring-closure reaction occurred in about 40% yield. Cyclization yields of 50% and higher were obtained where the donor atoms were attached to a flexible side arm. In the latter case, the flexible side arm allowed the donor atom to interact with the cation in the forming macroring cavity, resulting in a more stable complex and thus a higher macroring yield.

Yamawaki and Ando have shown that crown compound synthesis can occur when a potassium fluoride coated alumina catalyst is used.<sup>105,106</sup> Pietraszkiewicz has found this technique useful for the preparation of diaza-crowns.<sup>78,107</sup> He found that the yields increased



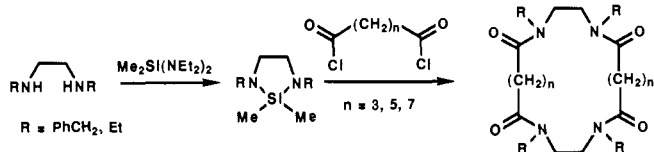
when the metal ion was changed from lithium to sodium to potassium. He explained the increase in yields as a

result of greater basicity of the potassium fluoride-alumina catalyst rather than a template effect.

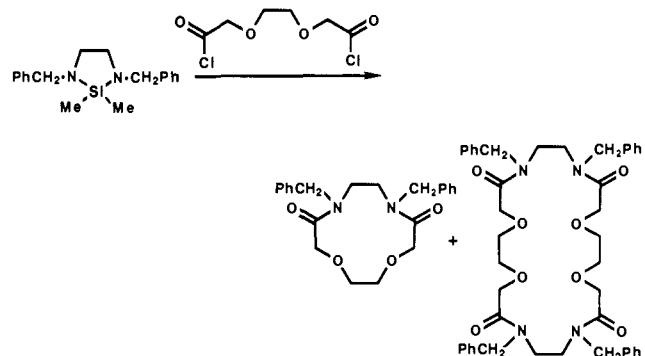
Okahara and co-workers prepared two macrocyclic monoamide compounds by heating the salt of an  $\omega$ -amino acid (see method G, section IV.A).<sup>108</sup> No significant change in the cyclization yields was observed upon the addition of template salts such as sodium or potassium tetrafluoroborate.

Okahara and co-workers found that the oligoethylene glycols cyclized into crown ethers upon treatment with 1 mol of tosyl chloride. This method has been used to prepare many aza-crowns.<sup>45,84,85,109-112</sup> They determined that the best yields were obtained in either dioxane or a *tert*-butyl alcohol-dioxane mixture with an appropriate template metal hydroxide (see method F, section IV.A). Bradshaw and Krakowiak found that, in addition to tosyl chloride, ethylene glycol ditosylated or (allyloxy)methyl-substituted ethylene glycol ditosylate reacted with a diaza diol to close the ring, forming the diaza-crown. Surprisingly, the ethylene glycol ditosylate did not react to form a larger crown but reacted to give the Okahara closure type product (see method AA, section IV.B).<sup>49,80</sup> Unsubstituted aza-crowns have been prepared by the Okahara method, but with only moderate yields because of side reactions of the secondary amines (see method Z, section IV.B).<sup>85</sup>

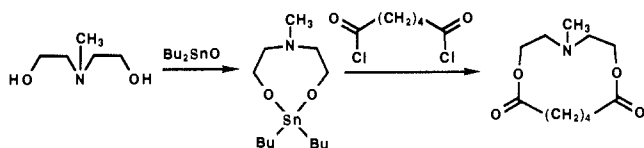
Schwartz and Shanzer have developed a new method for the preparation of cyclic tetraamides under normal reaction conditions.<sup>113,114</sup> First, the method involved a 1,3,2-diazasilolidine intermediate formed by the reaction of a diamine with dimethylbis(diethylamino)silane. The diazasilolidine intermediate was reacted with a diacid chloride to form the macrocyclic tetraamide.



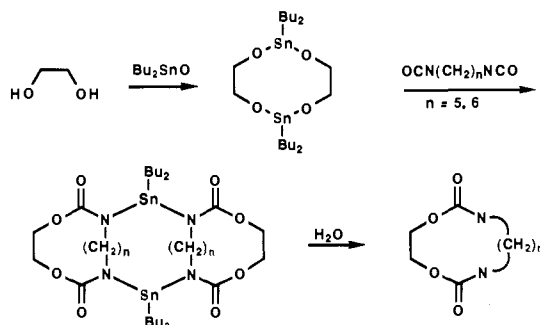
This procedure was used by other authors to prepare macrocyclic di- and tetraamides containing both nitrogen and oxygen atoms.<sup>115</sup>



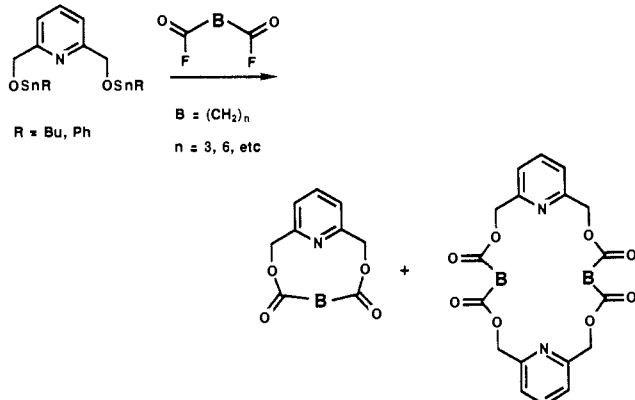
Shanzer and co-workers have studied a similar reaction using a dibutyltin derivative as an intermediate.<sup>114,116-119</sup> The tin intermediate acts like a template to direct the diacid chloride and diol to form a macrocyclic tetraester as the sole cyclic product. Ninagawa and co-workers used the Shanzer approach to prepare a macroring containing both oxygen and nitrogen atoms.<sup>120</sup>



This type of reaction has also been used to prepare a series of macrocyclic lactones and lactams.<sup>121,122</sup> The method can be used for the synthesis of a macrocyclic bisurethane using an activated tin derivative.<sup>119,123</sup>



Tisnes and co-workers reacted a diacid fluoride with a tin derivative of 2,6-pyridinedimethanol (or other diols) to prepare a macrocyclic di- and tetraesters containing the pyridine unit as the aza portion of the macrocyclic.<sup>124-126</sup>



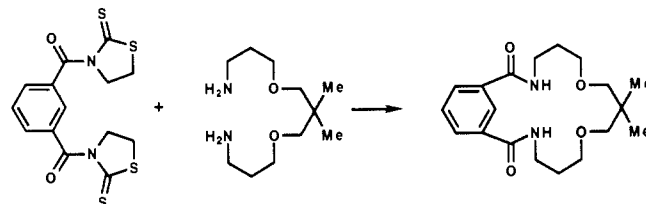
The case for template assistance in the cyclization step in the formation of polyaza-crown compounds has not been proved in many cyclization reactions. Certainly other factors such as base strength and intramolecular hydrogen bonding need to be considered.

## B. Reactions of Activated Diacids with Diamines

The reaction of a diacid chloride with a diamine to effect ring closure followed by reduction of the resulting diamide was the first method used to prepare the diaza-crown compounds. Stetter and co-workers were the first to make cyclic diamides by this procedure.<sup>127</sup> Lehn and co-workers prepared diaza-18-crown-6 by this method (see method P, section IV.B).<sup>8,128,129</sup> The process requires a simultaneous addition of the diamine and diacid chloride into a large volume of solvent over an extended period of time to maintain high dilution.<sup>8,75,129-132</sup> The intermediate macrocyclic diamides were isolated in moderate to good yields. The diamides were reduced usually by lithium aluminum hydride in THF to give high yields of diaza-crown compounds.

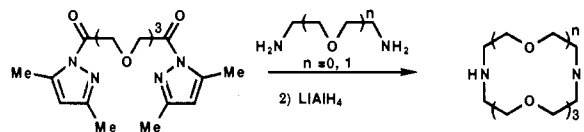
A number of researchers have found that if the reaction were carried out at 0 °C, a slower reaction time

resulted but with higher yields.<sup>50,132</sup> Others have activated the diacid functional group by forming the bis(thiazolidine-2-thione) derivative by reacting the diacid with thiazolidine-2-thione in the presence of dicyclohexylcarbodiimide (DCC) together with a catalytic amount of 4-(dimethylamino)pyridine or the thallium salt of thiazolidine-2-thione. Bis(thiazolidine-2-thione) derivatives are reactive toward amines and do not yield hydrochloric acid as a byproduct.<sup>133,134</sup> An



excellent yield of 91% was observed for the formation of the cyclic diamides with 6% of cyclic tetraamide byproduct (result of a 2:2 cycloaddition). Isobutyl chloroformate was also reacted with a diacid to form an active derivative that was reacted with a diamine in much the same manner.<sup>135</sup>

Biernat and co-workers used the bis(3,5-dimethylpyrazolide) of tetraglycolic acid (prepared by reacting the crude acid with the pyrazole in the presence of *O*-ethylphosphoric acid)<sup>101</sup> for the preparation of the macrocyclic diamide in excellent yields and under normal reaction conditions.<sup>101</sup>



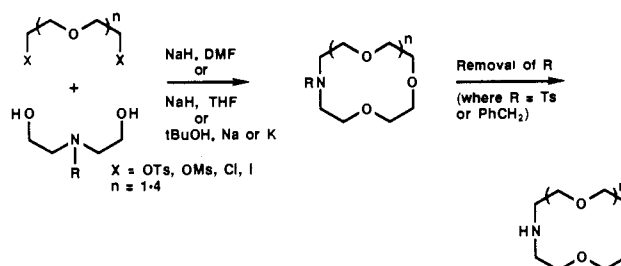
The simultaneous addition of the two starting materials over an extended time period is not convenient. Tabushi and co-workers found that high-dilution techniques were not required for the reaction of diesters (including malonates) with diamines to form the cyclic diamides (see method AH, section IV.C).<sup>136-138</sup>

## IV. Specific Syntheses of the Aza-Crowns

### A. Monoaza-Crowns (Table I)

The first monoaza-crown compounds were prepared by reacting the appropriate diethanolamine with an oligoethylene glycol ditosylate, dimesylate, or dihalide (method A).<sup>92,139-141</sup> This method is convenient because

#### Method A



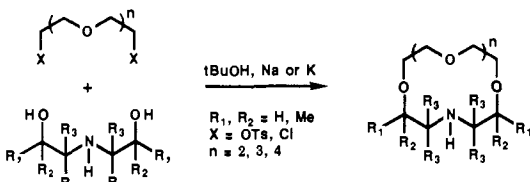
the two starting materials are readily available. The unsubstituted aza-crown can be prepared when the R group is benzyl, trityl, or tosyl. Removal of the protecting group can be achieved by acid cleavage or reduction.<sup>140,141</sup> The cyclization step was accomplished



by using sodium hydride in DMF or THF or in *tert*-butyl alcohol with sodium or potassium metal. The yields were moderate, depending on the size of the macrocyclic ring.

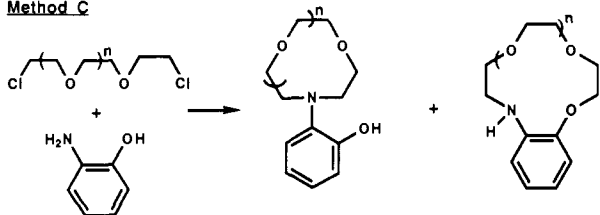
Okahara and co-workers reported a similar reaction to prepare unsubstituted aza-crowns.<sup>142</sup> They treated unprotected diethanolamine compounds, some of which contained methyl substituents on the carbon atoms of the molecule, with various oligoethylene glycol ditosylates or dichlorides (method B). Lai used a modification of method B to prepare similar aza-crowns in better yields.<sup>143</sup> Gokel and co-workers used methods A and D (see below) to prepare many of their nitrogen-pivot lariat ethers.<sup>10,144-146</sup>

#### Method B



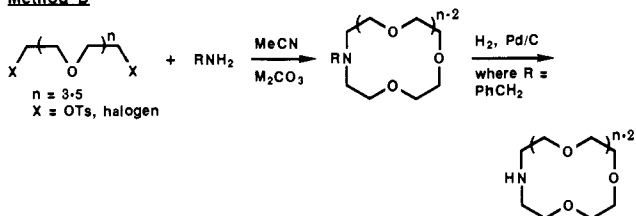
Lockhart and co-workers prepared *N*-phenyl-substituted and benzoaza-crowns by reacting 2-aminophenol with dihalides (method C).<sup>147,148</sup> When the reaction was carried out in water and  $n = 2$ , only the *N*-phenyl-substituted aza-crown was formed. In other solvents, such as DMF, and where  $n > 2$ , only the benzoaza-crown was formed.

#### Method C



Calverley and Dale reacted various aliphatic and aromatic amines with the diiodide derivative of tetraethylene glycol to prepare *N*-alkyl(aryl)-substituted aza-12-crown-4 compounds (method D).<sup>149,150</sup> The

#### Method D

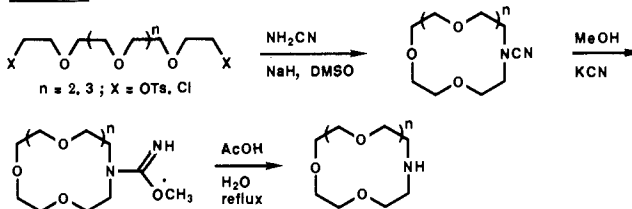


diiodide was prepared from the dichloride and sodium iodide in acetone. Shono, Kimura, and co-workers extended method D also using ditosylate starting material.<sup>52</sup> The unsubstituted aza-crown product could be alkylated to form other more complicated *N*-alkylaza-12-crown-4 ligands.

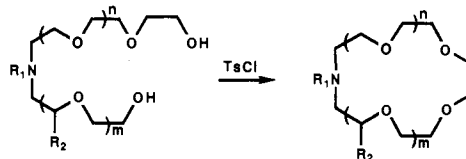
Okahara and co-workers used cyanamide to prepare some aza-crowns (method E).<sup>151</sup> The *N*-cyano group was converted to an imino ether that hydrolyzed to the *N*-H compound when treated with aqueous acetic acid.

The Okahara ring-closure reaction<sup>8,84,85,109,112</sup> discussed in section III.A has been used to prepare many aza-crown compounds (method F). The yields of these reactions were 50–80%, depending on ring size and the substituent on the nitrogen atom.

#### Method E

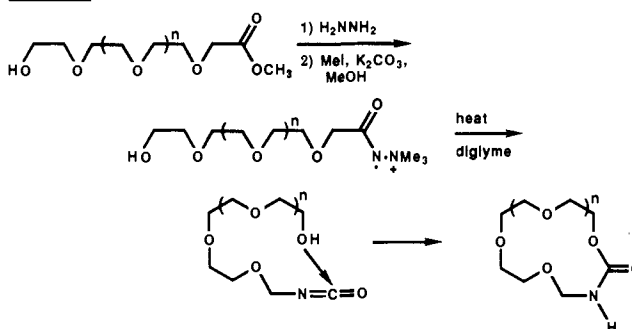


#### Method F



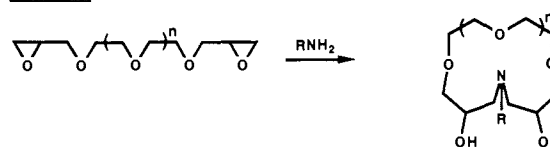
The amido crown ethers have interest as model compounds for natural ionophores.<sup>152</sup> The urethane-containing crown compounds were prepared because they are similar to the amido crowns (method G).<sup>108</sup> The reaction proceeds by a thermal rearrangement of an amino amide to an isocyanate (as shown). The  $\omega$ -hydroxyl group then adds to the isocyanate.

#### Method G



Functionalized aza-crown ethers are important intermediates. The dihydroxyaza-crowns, where the hydroxy groups are attached to ring carbon atoms, were prepared by reacting a primary amine with an oligoethylene glycol diglycidyl ether in protic solvents such as water or methanol (method H).<sup>79</sup>

#### Method H



Monoaza-crowns with two different functional groups were prepared by Bartsch and co-workers (method I).<sup>45,153</sup>

#### Method I

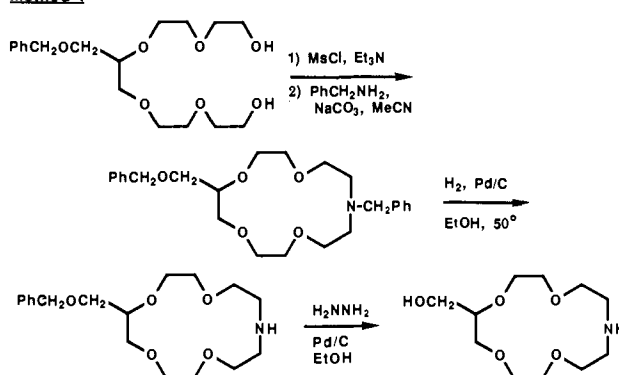


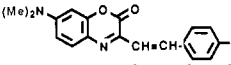
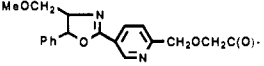
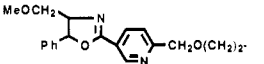
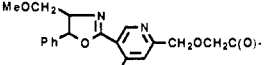
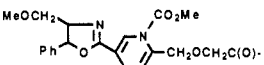
TABLE I. Monoaza-Crown Compounds

A. Aza-13-Crown-3						
entry no.	structure		method	ref (yield)		
1			other	120 (41%)		
B. Aza-12-Crown-4						
entry no.	R		other	method	ref (yield)	
	formula index	structure	substituents			
2	H	H		A from no. 21 B D from no. 18	141 (42%) 142 (3%) 10, 146, 217 (95%); 52 (89%); 88, 150 (85%); 149	
3	H	H	2,2,12,12-Me <sub>4</sub>	B	143 (7%)	
4	H	H	3-C <sub>8</sub> H <sub>17</sub>	B	218 (20%)	
5	CH <sub>3</sub>	Me		from no. 2 from no. 15	141 (92%) 88, 150 (74%)	
6	C <sub>2</sub> H <sub>4</sub> Cl	Cl(CH <sub>2</sub> ) <sub>2</sub>		K	219 (83% HCl)	
7	C <sub>2</sub> H <sub>4</sub> NO	H <sub>2</sub> NC(O)CH <sub>2</sub>		D	88, 150 (24%)	
8	C <sub>2</sub> H <sub>5</sub> O	HO(CH <sub>2</sub> ) <sub>2</sub>		D K N/A	52 (32%); 88, 150 (48%) 142 (43%) 219	
9	C <sub>3</sub> H <sub>7</sub> O	MeO(CH <sub>2</sub> ) <sub>2</sub>		D	10 (60%); 88, 150 (51%)	
10	C <sub>3</sub> H <sub>7</sub> O	HO(CH <sub>2</sub> ) <sub>3</sub>		D	10, 146 (56%)	
11	C <sub>4</sub> H <sub>7</sub> O <sub>2</sub>	EtO <sub>2</sub> CCH <sub>2</sub>		D	88, 150 (30%)	
12	C <sub>4</sub> H <sub>10</sub> N	Me <sub>2</sub> N(CH <sub>2</sub> ) <sub>2</sub>		D	10, 146, 220 (21%)	
13	C <sub>5</sub> H <sub>11</sub> O <sub>2</sub>	Me(OCH <sub>2</sub> CH <sub>2</sub> ) <sub>2</sub>		J	10 (66%)	
14	C <sub>6</sub> H <sub>5</sub>	Ph		D	88, 150 (51%)	
15	C <sub>7</sub> H <sub>5</sub> O <sub>2</sub>	PhO <sub>2</sub> C		from no. 18	88, 150	
16	C <sub>7</sub> H <sub>6</sub> NO <sub>2</sub>	2-NO <sub>2</sub> C <sub>6</sub> H <sub>4</sub> CH <sub>2</sub>		J	10, 146 (86%)	
17	C <sub>7</sub> H <sub>6</sub> NO <sub>3</sub>	2-OH-5-NO <sub>2</sub> C <sub>6</sub> H <sub>3</sub> CH <sub>2</sub>		J A N/A	221 221 222	
18	C <sub>7</sub> H <sub>7</sub>	PhCH <sub>2</sub>		D	10, 146 (53%); 52 (40%); 88, 150, 217 (54%)	
19	C <sub>7</sub> H <sub>7</sub> O	2-MeOC <sub>6</sub> H <sub>4</sub>		D	10, 146 (26%); 220 (29%)	
20	C <sub>7</sub> H <sub>7</sub> O	4-MeOC <sub>6</sub> H <sub>4</sub>		D	10, 146 (40%)	
21	C <sub>7</sub> H <sub>7</sub> O <sub>2</sub> S	Ts		A D	141 (6%) 223 (35%)	
22	C <sub>7</sub> H <sub>7</sub> O <sub>2</sub> S	Ts	3,11-(O) <sub>2</sub>	other	224 (70%)	
23	C <sub>7</sub> H <sub>15</sub> O <sub>3</sub>	Me(OCH <sub>2</sub> CH <sub>2</sub> ) <sub>3</sub>		J	10, 146 (52%)	
24	C <sub>8</sub> H <sub>9</sub> O	2-MeOC <sub>6</sub> H <sub>4</sub> CH <sub>2</sub>		D	10, 146 (47%); 220 (32%)	
25	C <sub>9</sub> H <sub>19</sub> O <sub>4</sub>	Me(OCH <sub>2</sub> CH <sub>2</sub> ) <sub>4</sub>		J	10 (54%)	
26	C <sub>11</sub> H <sub>21</sub> O <sub>4</sub>	allyl-(OCH <sub>2</sub> CH <sub>2</sub> ) <sub>4</sub>		J	10, 146 (50%)	
27	C <sub>12</sub> H <sub>8</sub> N <sub>3</sub> O <sub>2</sub>	4-(4-NO <sub>2</sub> C <sub>6</sub> H <sub>4</sub> N=N)C <sub>6</sub> H <sub>4</sub>		from no. 18	88, 150 (51%)	
28	C <sub>12</sub> H <sub>25</sub>	C <sub>12</sub> H <sub>25</sub>		D N/A	52 (50%) 157, 225, 226	
29	C <sub>14</sub> H <sub>14</sub> P	Ph <sub>2</sub> P(CH <sub>2</sub> ) <sub>2</sub>		from no. 6	219 (41%)	
C. Aza-15-Crown-5						
entry no.	R		other	method	ref (yield)	
	formula index	structure	substituents			
30	H	H		B from ditosyl B from dichloro B D from no. 81 E from no. 67	142 (30-37%) (GLC) 142 (1-77%) (GLC) 218, 227 (37%); 228 (46%) 10 (98%); 52 (88%) 151 (≈100%) 229 (76% HCl)	
31	H	H	3-Me	B	142 (26%)	
32	H	H	3,14-Me <sub>2</sub>	B	227 (33%) 142 (26%); 218 (33%)	
33	H	H	2,2,15,15-Me <sub>4</sub>	B	143 (60%)	
34	H	H	2-Et	B	142 (46%)	
35	H	H	2,2,15-Me <sub>3</sub> ; 15-Et	B	143 (55%)	

TABLE I (Continued)

entry no.	R		other substituents	method	ref (yield)
	formula index	structure			
36	H	H	2,2-Me <sub>2</sub> ; 15,15-(CH <sub>2</sub> ) <sub>5</sub>	B	143 (49%)
37	H	H	8-CH <sub>2</sub> OH	I	45 (66%)
38	H	H	3-Ph	B	142 (33%)
39	H	H	3,14-Ph <sub>2</sub>	B	218 (32%)
40	H	H	8-CH <sub>2</sub> OCH <sub>2</sub> Ph	N/A	153
				I	45 (76%)
41	H	H	3,14-(C <sub>8</sub> H <sub>17</sub> ) <sub>2</sub>	B	218
42	H	H	3-C <sub>10</sub> H <sub>21</sub>	B	218 (41%)
43	H	H	2,3-cyclohexano	B	142 (52%)
44	CClO	ClC(O)		from no. 30	230 (78%)
45	CN	CN		E	151, 231 (33%)
46	CH <sub>3</sub>	Me		from no. 30	10 (37%)
				other	144, 232
				N/A	233
47	CH <sub>4</sub> O <sub>3</sub> P	(OH) <sub>2</sub> P(O)CH <sub>2</sub>		from no. 30	234
48	C <sub>2</sub> H <sub>2</sub> ClO	ClCH <sub>2</sub> C(O)		J	154 (90%)
49	C <sub>2</sub> H <sub>4</sub> Cl	Cl(CH <sub>2</sub> ) <sub>2</sub>		K	154
50	C <sub>2</sub> H <sub>4</sub> NO	MeOC(NH)		E	151 (95%)
51	C <sub>2</sub> H <sub>4</sub> NO	MeNHC(O)		from no. 44	230 (90%)
52	C <sub>2</sub> H <sub>5</sub> O	HO(CH <sub>2</sub> ) <sub>2</sub>		D	52 (19%)
				K	154 (40%); 142 (41%); 156
				from no. 87	154 (94%)
53	C <sub>2</sub> H <sub>5</sub> O	MeOCH <sub>2</sub>		N	158 (98%)
54	C <sub>3</sub> H <sub>5</sub>	allyl		A	10 (61%); 145
55	C <sub>3</sub> H <sub>6</sub> N	aziridinyl-CH <sub>2</sub>		from no. 53	158 (94%)
56	C <sub>3</sub> H <sub>6</sub> NO	H <sub>2</sub> NCH(Me)C(O)		from no. 96	73 (90%)
57	C <sub>3</sub> H <sub>7</sub> O	MeO(CH <sub>2</sub> ) <sub>2</sub>		A	10 (55%), 144, 145; 220 (69%); 231
				N/A	235
58	C <sub>3</sub> H <sub>8</sub> N	H <sub>2</sub> NCH(Me)CH <sub>2</sub>		from no. 56	73 (98%)
59	C <sub>4</sub> H <sub>6</sub> NO <sub>2</sub>	O <sub>2</sub> NC(Me) <sub>2</sub> CH <sub>2</sub>		from no. 53	158 (89%)
60	C <sub>4</sub> H <sub>9</sub>	<i>n</i> -Bu		A	10 (65%); 145
61	C <sub>4</sub> H <sub>9</sub>	<i>t</i> -Bu		A	10 (28%)
62	C <sub>4</sub> H <sub>9</sub> O <sub>2</sub>	H(OCH <sub>2</sub> CH <sub>2</sub> ) <sub>2</sub>		J	156
63	C <sub>4</sub> H <sub>9</sub> O <sub>2</sub>	H(OCH <sub>2</sub> CH <sub>2</sub> ) <sub>2</sub>	8-CH <sub>2</sub> OH	from no. 109	153 (93%)
64	C <sub>4</sub> H <sub>10</sub> N	MeNHCH(Me)CH <sub>2</sub>		from no. 108	73 (60%)
				from no. 72	73 (87%)
				from no. 58	73 (84%)
65	C <sub>6</sub> H <sub>10</sub> NO	MeC(O)NHCH(Me)CH <sub>2</sub>		A	10 (47%), 144, 145; 220 (47%); 231
66	C <sub>5</sub> H <sub>11</sub> O <sub>2</sub>	Me(OCH <sub>2</sub> CH <sub>2</sub> ) <sub>2</sub>		N/A	233
				N/A	229
67	C <sub>6</sub> H <sub>4</sub> NO	4-NO <sub>2</sub> C <sub>6</sub> H <sub>4</sub>		J	237
68	C <sub>6</sub> H <sub>4</sub> NO <sub>3</sub>	2-OH-4-NO <sub>2</sub> C <sub>6</sub> H <sub>3</sub>		J	237
69	C <sub>6</sub> H <sub>5</sub>	Ph	3-(O)	other	236 (9%)
70	C <sub>6</sub> H <sub>6</sub> N	4-NH <sub>2</sub> C <sub>6</sub> H <sub>4</sub>		N/A	229
71	C <sub>6</sub> H <sub>6</sub> NO <sub>2</sub> S	4-NH <sub>2</sub> C <sub>6</sub> H <sub>4</sub> SO <sub>2</sub>		J, other	238 (64%)
72	C <sub>6</sub> H <sub>10</sub> NO <sub>3</sub>	EtCO <sub>2</sub> NHCH(Me)C(O)		from no. 30	73 (76%)
73	C <sub>6</sub> H <sub>11</sub> O <sub>2</sub>	<i>t</i> -BuCO <sub>2</sub> CH <sub>2</sub>		J	10 (66%)
74	C <sub>6</sub> H <sub>13</sub>	C <sub>6</sub> H <sub>13</sub>		F	84 (75%)
75	C <sub>6</sub> H <sub>13</sub>	C <sub>6</sub> H <sub>13</sub>	3-(O)	other	236 (12%)
76	C <sub>6</sub> H <sub>13</sub> O <sub>3</sub>	H(OCH <sub>2</sub> CH <sub>2</sub> ) <sub>3</sub>		J	156
77	C <sub>7</sub> H <sub>8</sub> Cl	2-ClC <sub>6</sub> H <sub>4</sub> CH <sub>2</sub>		J	239 (72%)
78	C <sub>7</sub> H <sub>8</sub> Cl	4-ClC <sub>6</sub> H <sub>4</sub> CH <sub>2</sub>		J	239 (80%)
79	C <sub>7</sub> H <sub>8</sub> NO <sub>2</sub>	2-NO <sub>2</sub> C <sub>6</sub> H <sub>4</sub> CH <sub>2</sub>		J	10, 240 (35%); 239 (96%)
80	C <sub>7</sub> H <sub>8</sub> NO <sub>2</sub>	4-NO <sub>2</sub> C <sub>6</sub> H <sub>4</sub> CH <sub>2</sub>		J	10, 240 (22%); 239 (85%)
81	C <sub>7</sub> H <sub>7</sub>	PhCH <sub>2</sub>		A	10, 239 (46%) 145
				D	52
82	C <sub>7</sub> H <sub>7</sub>	PhCH <sub>2</sub>	8-CH <sub>2</sub> OCH <sub>2</sub> Ph	I	45 (51%)
83	C <sub>7</sub> H <sub>7</sub> O	2-OMeC <sub>6</sub> H <sub>4</sub>		A	10 (38%)
84	C <sub>7</sub> H <sub>7</sub> O	4-OMeC <sub>6</sub> H <sub>4</sub>		A	10 (30%)
85	C <sub>7</sub> H <sub>7</sub> O	2-OHC <sub>6</sub> H <sub>4</sub> CH <sub>2</sub>		J from no. 98	229 (55%)
86	C <sub>7</sub> H <sub>7</sub> O <sub>2</sub> S	Ts	3,14-(O) <sub>2</sub>	other	224 (30%)
87	C <sub>7</sub> H <sub>13</sub> O <sub>2</sub>	THF-O-(CH <sub>2</sub> ) <sub>2</sub>		A	154 (44%)
				J	154 (62%)
88	C <sub>7</sub> H <sub>15</sub>	C <sub>7</sub> H <sub>15</sub>		N/A	241, 242
89	C <sub>7</sub> H <sub>15</sub> O <sub>3</sub>	Me(OCH <sub>2</sub> CH <sub>2</sub> ) <sub>3</sub>		A	144
				J from no. 30	10, 220 (34%); 156, 232
90	C <sub>8</sub> H <sub>5</sub> N <sub>2</sub> O <sub>6</sub>	2,6-(NO <sub>2</sub> ) <sub>2</sub> -4-MeCO <sub>2</sub> C <sub>6</sub> H <sub>2</sub>		J	243 (77%)
91	C <sub>8</sub> H <sub>6</sub> N	2-CNC <sub>6</sub> H <sub>4</sub> CH <sub>2</sub>		J	239 (82%)
92	C <sub>8</sub> H <sub>6</sub> N	4-CNC <sub>6</sub> H <sub>4</sub> CH <sub>2</sub>		J	239 (82%)
93	C <sub>8</sub> H <sub>6</sub> NO	PhCH <sub>2</sub> NHC(O)		from no. 44	230 (90%)
94	C <sub>8</sub> H <sub>6</sub> O	2-MeOC <sub>6</sub> H <sub>4</sub> CH <sub>2</sub>		A	10, 239 (40%)
95	C <sub>8</sub> H <sub>6</sub> O	4-MeOC <sub>6</sub> H <sub>4</sub> CH <sub>2</sub>		J	239 (83%)
96	C <sub>8</sub> H <sub>14</sub> NO <sub>3</sub>	<i>t</i> -BuO <sub>2</sub> CNHCH(Me)C(O)		from no. 30	73 (80%)
97	C <sub>8</sub> H <sub>17</sub>	C <sub>8</sub> H <sub>17</sub>		F	84 (90%)
				N/A	155, 156, 244, 245, 246
98	C <sub>9</sub> H <sub>9</sub> O <sub>2</sub>	2-MeCO <sub>2</sub> C <sub>6</sub> H <sub>4</sub> CH <sub>2</sub>		J	229

TABLE I (Continued)

entry no.	R		other substituents	method	ref (yield)
	formula index	structure			
99	C <sub>9</sub> H <sub>10</sub> NO	PhCH(Me)NHC(O)		from no. 44	230 (87%)
100	C <sub>9</sub> H <sub>11</sub> O	3,5-Me <sub>2</sub> -4-OHC <sub>6</sub> H <sub>2</sub> CH <sub>2</sub>		from no. 53	158
101	C <sub>9</sub> H <sub>19</sub> O <sub>4</sub>	Me(OCH <sub>2</sub> CH <sub>2</sub> ) <sub>4</sub>		J	10, 220 (55%); 144, 232
102	C <sub>10</sub> H <sub>5</sub> O <sub>2</sub>	1,4-naphthoquinonyl		from no. 30	229 (42%)
				N/A	247
103	C <sub>10</sub> H <sub>7</sub>	azulenyl		from no. 30	11 (71%)
104	C <sub>10</sub> H <sub>13</sub> O	Ph(CH <sub>2</sub> ) <sub>2</sub> O(CH <sub>2</sub> ) <sub>2</sub>		N/A	242
105	C <sub>10</sub> H <sub>13</sub> O <sub>2</sub>	Ph(OCH <sub>2</sub> CH <sub>2</sub> ) <sub>2</sub>		from no. 110	241 (30%)
106	C <sub>10</sub> H <sub>21</sub>	C <sub>10</sub> H <sub>21</sub>		F	84 (82%)
				N/A	245, 246, 248
107	C <sub>10</sub> H <sub>21</sub> O	C <sub>6</sub> H <sub>17</sub> O(CH <sub>2</sub> ) <sub>2</sub>		J	155 (71%)
				N/A	244
108	C <sub>11</sub> H <sub>12</sub> NO <sub>3</sub>	PhCH <sub>2</sub> CO <sub>2</sub> NHCH(Me)C(O)		from no. 30	73 (99%)
109	C <sub>11</sub> H <sub>15</sub> O <sub>2</sub>	PhCH <sub>2</sub> (OCH <sub>2</sub> CH <sub>2</sub> ) <sub>2</sub>	8-CH <sub>2</sub> OCH <sub>2</sub> Ph	J from no. 40	153 (76%)
110	C <sub>11</sub> H <sub>15</sub> O <sub>4</sub> S	Ts(OCH <sub>2</sub> CH <sub>2</sub> ) <sub>2</sub>		N/A	241
111	C <sub>11</sub> H <sub>23</sub> O <sub>5</sub>	Me(OCH <sub>2</sub> CH <sub>2</sub> ) <sub>5</sub>		J	10 (78%); 144, 232
112	C <sub>12</sub> H <sub>6</sub> NO	4-[4-O=C <sub>6</sub> H <sub>4</sub> =N]C <sub>6</sub> H <sub>4</sub>		N/A	229
113	C <sub>12</sub> H <sub>25</sub>	C <sub>12</sub> H <sub>25</sub>		D	52 (54%)
				F	84 (67%)
				N/A	155, 157, 225, 226, 244, 245, 246
114	C <sub>12</sub> H <sub>25</sub> O <sub>2</sub>	C <sub>8</sub> H <sub>17</sub> (OCH <sub>2</sub> CH <sub>2</sub> ) <sub>2</sub>		J	155 (60%)
115	C <sub>13</sub> H <sub>7</sub> N <sub>2</sub> O <sub>5</sub>	2,4-(NO <sub>2</sub> ) <sub>2</sub> -6-PhCOC <sub>6</sub> H <sub>2</sub>		J	243 (84%)
116	C <sub>13</sub> H <sub>12</sub> P	Ph <sub>2</sub> PCH <sub>2</sub>		from no. 30	249
117	C <sub>14</sub> H <sub>6</sub> ClO <sub>2</sub>	8-chloroanthraquinonyl		J	229 (12%)
118	C <sub>14</sub> H <sub>29</sub> O	C <sub>12</sub> H <sub>25</sub> O(CH <sub>2</sub> ) <sub>2</sub>		J	155 (60%)
				N/A	244
119	C <sub>14</sub> H <sub>29</sub> O <sub>3</sub>	C <sub>8</sub> H <sub>17</sub> (OCH <sub>2</sub> CH <sub>2</sub> ) <sub>3</sub>		J	155 (61%)
120	C <sub>15</sub> H <sub>15</sub> N <sub>2</sub> O	4-Me <sub>2</sub> NC <sub>6</sub> H <sub>4</sub> N=C <sub>6</sub> H <sub>3</sub> -4-(O)-3-CH <sub>2</sub>		from no. 85	229 (36%)
121	C <sub>16</sub> H <sub>10</sub> NO <sub>2</sub>	naphthoquinonyl-NHC <sub>6</sub> H <sub>4</sub>		from no. 70	229 (56%)
122	C <sub>16</sub> H <sub>33</sub> O <sub>2</sub>	C <sub>12</sub> H <sub>25</sub> (OCH <sub>2</sub> CH <sub>2</sub> ) <sub>2</sub>		J	155 (63%)
123	C <sub>16</sub> H <sub>33</sub> O <sub>2</sub>	HO(CH <sub>2</sub> ) <sub>2</sub> OCH(C <sub>12</sub> H <sub>25</sub> )CH <sub>2</sub>	8-CH <sub>2</sub> OH	from no. 140	153 (58%)
124	C <sub>17</sub> H <sub>19</sub> N <sub>2</sub> O	4-EtC <sub>6</sub> H <sub>4</sub> N=NC <sub>6</sub> H <sub>4</sub> [4-O(CH <sub>2</sub> ) <sub>3</sub> ]		J	250
128	C <sub>17</sub> H <sub>35</sub> O <sub>8</sub>	Me(OCH <sub>2</sub> CH <sub>2</sub> ) <sub>8</sub>		A	10 (49%); 232
				J	144
129	C <sub>16</sub> H <sub>15</sub> N <sub>2</sub> O <sub>2</sub>			other	251
127	C <sub>18</sub> H <sub>15</sub> Fe	4-(ferrocenyl-CH=CH)C <sub>6</sub> H <sub>4</sub>		other	252
128	C <sub>18</sub> H <sub>17</sub> Fe	4-[ferrocenyl-(CH <sub>2</sub> ) <sub>2</sub> ]C <sub>6</sub> H <sub>4</sub>		other	252
129	C <sub>18</sub> H <sub>21</sub> N <sub>2</sub> O	4-EtC <sub>6</sub> H <sub>4</sub> N=NC <sub>6</sub> H <sub>4</sub> [4-O(CH <sub>2</sub> ) <sub>4</sub> ]		J	250
130	C <sub>16</sub> H <sub>27</sub> O <sub>7</sub>	3-benzo-15-crown-5-(OCH <sub>2</sub> CH <sub>2</sub> ) <sub>2</sub>		from no. 110	241 (17%)
131	C <sub>19</sub> H <sub>14</sub> Fe	4-(ferrocenyl-C(CN)=CH)C <sub>6</sub> H <sub>4</sub>		other	252
132	C <sub>19</sub> H <sub>19</sub> N <sub>2</sub> O <sub>4</sub>			from no. 48	154 (80%)
133	C <sub>19</sub> H <sub>21</sub> N <sub>2</sub> O <sub>3</sub>			from no. 49	154 (71%)
				from no. 132	154 (5%)
134	C <sub>19</sub> H <sub>23</sub> N <sub>2</sub> O	4-BuC <sub>6</sub> H <sub>4</sub> N=NC <sub>6</sub> H <sub>4</sub> [4-O(CH <sub>2</sub> ) <sub>3</sub> ]		J	250
135	C <sub>20</sub> H <sub>23</sub> N <sub>2</sub> O <sub>5</sub>	3-benzo-15-crown-5-(N=N-4-C <sub>6</sub> H <sub>4</sub> )		other	253 (13%)
136	C <sub>20</sub> H <sub>25</sub> N <sub>2</sub> O	4-BuC <sub>6</sub> H <sub>4</sub> N=NC <sub>6</sub> H <sub>4</sub> [4-O(CH <sub>2</sub> ) <sub>4</sub> ]		J	250
137	C <sub>20</sub> H <sub>31</sub> O <sub>8</sub>	3-benzo-18-crown-6-(OCH <sub>2</sub> CH <sub>2</sub> ) <sub>2</sub>		from no. 110	241 (22%)
138	C <sub>20</sub> H <sub>21</sub> N <sub>2</sub> O <sub>4</sub>			from no. 132	154 (55%, 26%)
139	C <sub>22</sub> H <sub>25</sub> N <sub>2</sub> O <sub>6</sub>			from no. 132	154 (43%)
140	C <sub>23</sub> H <sub>39</sub> O <sub>2</sub>	PhCH <sub>2</sub> O(CH <sub>2</sub> ) <sub>2</sub> OCH(C <sub>12</sub> H <sub>25</sub> )CH <sub>2</sub>		J from no. 40	153 (30%)
141	C <sub>26</sub> H <sub>45</sub> O <sub>2</sub>	cholesteryl-C(O)		J	235 (34%)
142	C <sub>29</sub> H <sub>47</sub> O <sub>2</sub>	cholesteryl-COCH <sub>2</sub>		J	235 (68%); 254
143	C <sub>29</sub> H <sub>49</sub> O <sub>2</sub>	dihydrocholesteryl-C(O)CH <sub>2</sub>		J	235 (67%); 254

## D. Aza-16-Crown-5

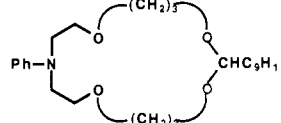
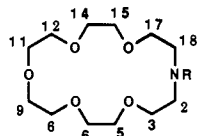
entry no.	structure	method	ref (yield)
144		A, other	255 (26%)

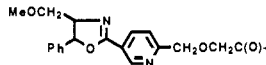
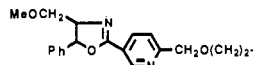
TABLE I (Continued)

## E. Aza-18-Crown-6

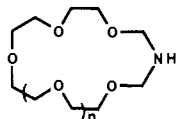


entry no.	R		other substituents	method	ref (yield)
	formula index	structure			
145	H	H		A from no. 171 B from ditosyl B from dichloro	10 (98%) 142 (58-78%) GLC; 218, 227 (61%) 142 (27-35%) GLC; 218, 227 (35%); 228 (25%)
				D	52 (47%)
146	H	H	3-Me	B	142 (39%)
147	H	H	3,17-Me <sub>2</sub>	B	142 (28%); 218, 227 (34%)
148	H	H	2,2,18,18-Me <sub>4</sub>	B	143 (41%)
149	H	H	2-Et	B	142 (41%)
150	H	H	2,3-cyclohexano	B	142 (43%)
151	H	H	3-Ph	B	142 (33%)
152	CN			E	151 (17%); 231
153	CH <sub>3</sub>	Me		from no. 145	10 (29%); 144, 232
154	CH <sub>4</sub> O <sub>3</sub> P	(HO) <sub>2</sub> P(O)CH <sub>2</sub>		from no. 145	234
155	C <sub>2</sub> H <sub>2</sub> ClO	ClCH <sub>2</sub> C(O)		J	154 (93%)
156	C <sub>2</sub> H <sub>4</sub> Cl	Cl(CH <sub>2</sub> ) <sub>2</sub>		K	154 (92%)
157	C <sub>2</sub> H <sub>6</sub> O	HO(CH <sub>2</sub> ) <sub>2</sub>		D	52 (14%); 152
				K	142 (52%); 154 (40%); 156
				from no. 176	154 (87%)
158	C <sub>3</sub> H <sub>5</sub>	allyl		A	145; 220 (38%)
159	C <sub>3</sub> H <sub>7</sub>	Pr		J	12 (19%)
160	C <sub>3</sub> H <sub>7</sub> O	MeCH(OH)CH <sub>2</sub>		from no. 158	220 (100%)
161	C <sub>3</sub> H <sub>7</sub> O	MeO(CH <sub>2</sub> ) <sub>2</sub>		A	10 (53%); 144, 145; 220 (53%); 232
				N/A	235
162	C <sub>4</sub> H <sub>7</sub> O <sub>2</sub>	EtOC(O)CH <sub>2</sub>		J	12 (79%)
163	C <sub>4</sub> H <sub>9</sub> O <sub>2</sub>	H(OCH <sub>2</sub> CH <sub>2</sub> ) <sub>2</sub>		J	156
164	C <sub>6</sub> H <sub>8</sub> NO <sub>3</sub>	MeOC(O)CH <sub>2</sub> NHC(O)CH <sub>2</sub>		J	12 (51%)
165	C <sub>5</sub> H <sub>11</sub> O <sub>2</sub>	Me(OCH <sub>2</sub> CH <sub>2</sub> ) <sub>2</sub>		A	10, 220 (50%); 144, 232
166	C <sub>6</sub> H <sub>5</sub>	Ph	3-(O)	other	236 (16%)
167	C <sub>6</sub> H <sub>8</sub> NO <sub>2</sub> S	4-NH <sub>2</sub> C <sub>6</sub> H <sub>4</sub> SO <sub>2</sub>		J, other	238 (66%)
168	C <sub>6</sub> H <sub>13</sub>	C <sub>6</sub> H <sub>13</sub>		F	84 (58%)
169	C <sub>6</sub> H <sub>13</sub>	C <sub>6</sub> H <sub>13</sub>	2-(O)	N/A	115
170	C <sub>6</sub> H <sub>13</sub> O <sub>3</sub>	H(OCH <sub>2</sub> CH <sub>2</sub> ) <sub>3</sub>		J	156
171	C <sub>7</sub> H <sub>8</sub> NO <sub>3</sub>	2-OH-5-NO <sub>2</sub> C <sub>6</sub> H <sub>4</sub> CH <sub>2</sub>		J	237
172	C <sub>7</sub> H <sub>7</sub>	PhCH <sub>2</sub>		A	10 (40%)
				D	52
173	C <sub>7</sub> H <sub>7</sub> O	2-OHC <sub>6</sub> H <sub>4</sub> CH <sub>2</sub>		from no. 181	229 (55%)
174	C <sub>7</sub> H <sub>7</sub> O	2-MeOC <sub>6</sub> H <sub>4</sub>		A	10 (41%)
175	C <sub>7</sub> H <sub>7</sub> O <sub>2</sub> S	Ts	3,17-(O) <sub>2</sub>	other	224 (37%)
176	C <sub>7</sub> H <sub>13</sub> O <sub>2</sub>	THF-O-(CH <sub>2</sub> ) <sub>2</sub>		A	154 (57%)
				J	154
177	C <sub>7</sub> H <sub>15</sub>	C <sub>7</sub> H <sub>15</sub>		N/A	241, 242
178	C <sub>7</sub> H <sub>15</sub> O <sub>3</sub>	Me(OCH <sub>2</sub> CH <sub>2</sub> ) <sub>3</sub>		A	144
				J	10 (46%); 156, 220 (16%), 232
179	C <sub>8</sub> H <sub>14</sub> NO <sub>3</sub>	MeOC(O)CH( <i>i</i> -Pr)NHC(O)CH <sub>2</sub>		J	12 (56%)
180	C <sub>8</sub> H <sub>17</sub>	C <sub>8</sub> H <sub>17</sub>		F	84 (88%)
				N/A	155, 156, 244, 245, 246
181	C <sub>9</sub> H <sub>9</sub> O <sub>2</sub> P	2-MeCO <sub>2</sub> C <sub>6</sub> H <sub>4</sub> CH <sub>2</sub>		J	229
182	C <sub>9</sub> H <sub>16</sub> NO <sub>3</sub>	MeOC(O)CH( <i>s</i> -Bu)NHC(O)CH <sub>2</sub>		J	12 (50%)
183	C <sub>9</sub> H <sub>19</sub> O <sub>4</sub>	Me(OCH <sub>2</sub> CH <sub>2</sub> ) <sub>4</sub>		J	10, 220 (18%); 144, 232
184	C <sub>10</sub> H <sub>8</sub>	azulenyl		from no. 145	11 (54%)
185	C <sub>10</sub> H <sub>13</sub> O	Ph(CH <sub>2</sub> ) <sub>2</sub> O(CH <sub>2</sub> ) <sub>2</sub>		N/A	242
186	C <sub>10</sub> H <sub>13</sub> O <sub>2</sub>	Ph(OCH <sub>2</sub> CH <sub>2</sub> ) <sub>2</sub>		from no. 189	241
187	C <sub>10</sub> H <sub>21</sub>	C <sub>10</sub> H <sub>21</sub>		F	84 (70%)
				N/A	245, 246
188	C <sub>10</sub> H <sub>21</sub> O	C <sub>8</sub> H <sub>17</sub> O(CH <sub>2</sub> ) <sub>2</sub>		J	155 (68%)
				N/A	244
189	C <sub>11</sub> H <sub>16</sub> O <sub>4</sub> S	Ts(OCH <sub>2</sub> CH <sub>2</sub> ) <sub>2</sub>		N/A	241
190	C <sub>11</sub> H <sub>23</sub> O <sub>5</sub>	Me(OCH <sub>2</sub> CH <sub>2</sub> ) <sub>5</sub>		J	10 (15%); 144, 232
191	C <sub>12</sub> H <sub>25</sub>	C <sub>12</sub> H <sub>25</sub>		D	52 (35%)
				F	84 (94%)
				N/A	155, 157, 225, 244, 245, 246
192	C <sub>12</sub> H <sub>26</sub> O <sub>2</sub>	C <sub>8</sub> H <sub>17</sub> (OCH <sub>2</sub> CH <sub>2</sub> ) <sub>2</sub>		J	155 (52%)
193	C <sub>14</sub> H <sub>9</sub> N <sub>2</sub> O <sub>4</sub>	2,4-(NO <sub>2</sub> ) <sub>2</sub> C <sub>6</sub> H <sub>3</sub> -4-CH=CHC <sub>6</sub> H <sub>4</sub>		N/A	11
194	C <sub>14</sub> H <sub>29</sub> O	C <sub>12</sub> H <sub>25</sub> O(CH <sub>2</sub> ) <sub>2</sub>		J	155 (55%)
195	C <sub>14</sub> H <sub>29</sub> O <sub>3</sub>	C <sub>8</sub> H <sub>17</sub> (OCH <sub>2</sub> CH <sub>2</sub> ) <sub>3</sub>		J	155 (62%)
196	C <sub>16</sub> H <sub>16</sub> N <sub>2</sub> O	4-Me <sub>2</sub> NC <sub>6</sub> H <sub>4</sub> N=C <sub>6</sub> H <sub>3</sub> -4-(O)-3-CH <sub>2</sub>		from no. 173	229 (36%)
197	C <sub>16</sub> H <sub>33</sub> O <sub>2</sub>	C <sub>12</sub> H <sub>25</sub> (OCH <sub>2</sub> CH <sub>2</sub> ) <sub>2</sub>		J	155 (63%)
				N/A	244

TABLE I (Continued)

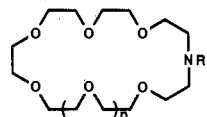
entry no.	R		other substituents	method	ref (yield)
	formula index	structure			
198	C <sub>17</sub> H <sub>35</sub> O <sub>6</sub>	Me(OCH <sub>2</sub> CH <sub>2</sub> ) <sub>3</sub>		A	232
199	C <sub>18</sub> H <sub>27</sub> O <sub>7</sub>	3-benzo-15-crown-5-(OCH <sub>2</sub> CH <sub>2</sub> ) <sub>2</sub>		J	10 (60%); 144
200	C <sub>19</sub> H <sub>19</sub> N <sub>2</sub> O <sub>4</sub>			from no. 189	241 (29%)
201	C <sub>19</sub> H <sub>21</sub> N <sub>2</sub> O <sub>3</sub>			from no. 155	154 (80%)
202	C <sub>20</sub> H <sub>31</sub> O <sub>8</sub>	3-benzo-18-crown-6-(OCH <sub>2</sub> CH <sub>2</sub> ) <sub>2</sub>		from no. 156	154 (5%)
203	C <sub>26</sub> H <sub>45</sub> O <sub>2</sub>	cholesteryl-C(O)		from no. 189	241 (37%)
204	C <sub>29</sub> H <sub>47</sub> O <sub>2</sub>	cholesteryl-C(O)CH <sub>2</sub>		J	235 (52%)
205	C <sub>29</sub> H <sub>49</sub> O <sub>2</sub>	dihydrocholesteryl-C(O)CH <sub>2</sub>		J	235 (63%)
				J	235 (65%)

## F. Aza-16-Crown-6 and Aza-19-Crown-7



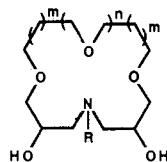
entry no.	n	other substituents	method	ref (yield)
206	1	2-(O)	G	108 (48%)
207	2	2-(O)	G	108 (59%)

## G. Aza-21-Crown-7 and Aza-24-Crown-8



entry no.	R		n	method	ref (yield)
	formula index	structure			
208	H	H	1	A from no. 213	141 (77%)
				B	142 (33%); 218, 227 (35%)
209	H	H	2	A from no. 214	141 (66%)
210	CH <sub>3</sub>	Me	1	from no. 208	141
211	CH <sub>3</sub>	Me	2	from no. 209	141 (93%)
212	C <sub>6</sub> H <sub>13</sub>	C <sub>6</sub> H <sub>13</sub>	1	F	84 (79%)
213	C <sub>7</sub> H <sub>7</sub> O <sub>2</sub> S	Ts	1	A	141 (23%)
214	C <sub>7</sub> H <sub>7</sub> O <sub>2</sub> S	Ts	2	A	141 (17%)
215	C <sub>8</sub> H <sub>17</sub>	C <sub>8</sub> H <sub>17</sub>	1	F	84 (78%)
				N/A	245, 246
216	C <sub>10</sub> H <sub>21</sub>	C <sub>10</sub> H <sub>21</sub>	1	F	84 (61%)
				N/A	245, 246
217	C <sub>12</sub> H <sub>25</sub>	C <sub>12</sub> H <sub>25</sub>	1	N/A	245, 246

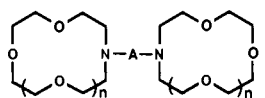
## H. Aza-Crowns with Propylene Bridges



entry no.	R		m	n	methods	ref (yield)
	formula index	structure				
218	H	H	0	1	H	79 (31%); 256
219	C <sub>2</sub> H <sub>5</sub>	Et	0	1	H	79 (38%); 256
220	C <sub>2</sub> H <sub>5</sub>	Et	0	2	H	79 (35%); 256
221	C <sub>2</sub> H <sub>5</sub>	Et	0	3	H	79 (24%); 256
222	C <sub>2</sub> H <sub>5</sub>	Et	2	1	H	256
223	C <sub>2</sub> H <sub>5</sub> O	HO(CH <sub>2</sub> ) <sub>2</sub>	0	1	H	79 (34%); 256
224	C <sub>4</sub> H <sub>9</sub>	s-Bu	0	1	H	79 (49%)
225	C <sub>4</sub> H <sub>9</sub>	s-Bu	0	2	H	79 (50%)
226	C <sub>4</sub> H <sub>9</sub>	s-Bu	0	1	H	256
227	C <sub>6</sub> H <sub>5</sub>	Ph	0	1	H	79 (48%); 256
228	C <sub>8</sub> H <sub>17</sub> O <sub>2</sub>	n-Bu(OCH <sub>2</sub> CH <sub>2</sub> ) <sub>2</sub>	0	1	N/A	257
229	C <sub>10</sub> H <sub>21</sub>	C <sub>10</sub> H <sub>21</sub>	0	1	H	79 (50%); 248 (45%); 256
230	C <sub>10</sub> H <sub>21</sub>	C <sub>10</sub> H <sub>21</sub>	0	2	N/A	257
					H	248 (43%)
231	C <sub>10</sub> H <sub>21</sub>	C <sub>10</sub> H <sub>21</sub>	0	3	H	248 (43%)
232	C <sub>12</sub> H <sub>25</sub>	C <sub>12</sub> H <sub>25</sub>	0	1	H	248 (40%)
233	C <sub>12</sub> H <sub>25</sub>	C <sub>12</sub> H <sub>25</sub>	0	2	H	248 (44%)
234	C <sub>12</sub> H <sub>25</sub>	C <sub>12</sub> H <sub>25</sub>	0	3	H	248 (38%)

TABLE I (Continued)

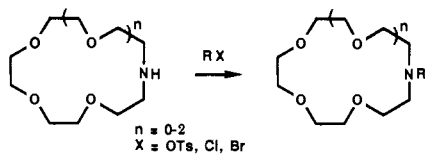
I. Bis(monoaza-crowns)



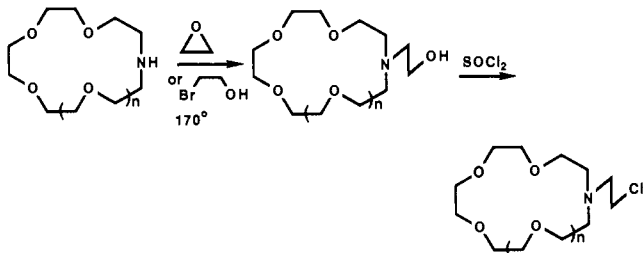
		A				
entry no.	formula index	structure	n	method	ref (yield)	
235	C <sub>2</sub> H <sub>4</sub>	(CH <sub>2</sub> ) <sub>2</sub>	1	L from oxalyl chloride L from bis(tosylate) L, other N/A	149 (85% overall) 149 (84%) 88 (85%, 84%) 258	
236	C <sub>2</sub> H <sub>4</sub>	(CH <sub>2</sub> ) <sub>2</sub>	2	O	159 (36%)	
237	C <sub>3</sub> H <sub>6</sub>	(CH <sub>2</sub> ) <sub>3</sub>	1	L	88, 149 (84%)	
238	C <sub>4</sub> H <sub>4</sub> O <sub>3</sub>	C(O)CH <sub>2</sub> OCH <sub>2</sub> C(O)	2	L	242	
239	C <sub>4</sub> H <sub>4</sub> O <sub>3</sub>	C(O)CH <sub>2</sub> OCH <sub>2</sub> C(O)	3	L	242	
240	C <sub>4</sub> H <sub>6</sub> O	(CH <sub>2</sub> ) <sub>2</sub> O(CH <sub>2</sub> ) <sub>2</sub>	2	from no. 238 N/A	242 259	
241	C <sub>4</sub> H <sub>8</sub> O <sub>2</sub>	CH <sub>2</sub> (CHOH) <sub>2</sub> CH <sub>2</sub>	2	from no. 249	260 (88%)	
242	C <sub>4</sub> H <sub>6</sub> O	(CH <sub>2</sub> ) <sub>2</sub> O(CH <sub>2</sub> ) <sub>2</sub>	3	from no. 239	242	
243	C <sub>4</sub> H <sub>8</sub> O <sub>2</sub>	CH <sub>2</sub> (CHOH) <sub>2</sub> CH <sub>2</sub>	3	from no. 145	260 (62%)	
244	C <sub>5</sub> H <sub>6</sub> O <sub>2</sub>	C(O)(CH <sub>2</sub> ) <sub>3</sub> C(O)	2	L	242	
245	C <sub>5</sub> H <sub>6</sub> O <sub>2</sub>	C(O)(CH <sub>2</sub> ) <sub>3</sub> C(O)	3	L	242	
246	C <sub>5</sub> H <sub>8</sub> N <sub>2</sub> O	2-oxotetrahydroimidazol-1,3-(CH <sub>2</sub> ) <sub>2</sub> -diyl	1	N	158 (95%)	
247	C <sub>5</sub> H <sub>10</sub>	(CH <sub>2</sub> ) <sub>5</sub>	2	from no. 244	242	
248	C <sub>5</sub> H <sub>10</sub>	(CH <sub>2</sub> ) <sub>5</sub>	3	from no. 245	242	
249	C <sub>7</sub> H <sub>14</sub> O <sub>2</sub>	2,2-Me <sub>2</sub> -1,3-dioxolan-4,5-(CH <sub>2</sub> ) <sub>2</sub> -diyl	2	L	260 (34%)	
250	C <sub>12</sub> H <sub>8</sub> O <sub>2</sub> Fe	C(O)-ferrocene-C(O)	2	L	261 (85%)	
251	C <sub>12</sub> H <sub>8</sub> O <sub>2</sub> Fe	C(O)-ferrocene-C(O)	3	L	261 (80%)	
252	C <sub>12</sub> H <sub>8</sub> O <sub>2</sub> Ru	C(O)-ruthenocene-C(O)	2	L	262	
253	C <sub>12</sub> H <sub>8</sub> O <sub>2</sub> Ru	C(O)-ruthenocene-C(O)	3	L	262	
254	C <sub>12</sub> H <sub>22</sub> O <sub>5</sub>	2-CH <sub>2</sub> -15-crown-5-3-CH <sub>2</sub>	2	from no. 241	260 (23%)	
	C <sub>14</sub> H <sub>26</sub> O <sub>6</sub>	2-CH <sub>2</sub> -15-crown-6-3-CH <sub>2</sub>	3	from no. 243	260 (21%)	
255	C <sub>14</sub> H <sub>8</sub> N <sub>2</sub> O <sub>2</sub>	C(O)C <sub>6</sub> H <sub>4</sub> N=NC <sub>6</sub> H <sub>4</sub> C(O)	2	J	253 (72%)	
256	C <sub>14</sub> H <sub>12</sub> N <sub>2</sub>	CH <sub>2</sub> C <sub>6</sub> H <sub>4</sub> N=NC <sub>6</sub> H <sub>4</sub> CH <sub>2</sub>	2	J	253 (36%)	
257	C <sub>15</sub> H <sub>30</sub>	CH <sub>2</sub> CH(C <sub>12</sub> H <sub>25</sub> )CH <sub>2</sub>	1	L N/A	52 (28%); 225 157, 226	
258	C <sub>15</sub> H <sub>30</sub>	CH <sub>2</sub> CH(C <sub>12</sub> H <sub>25</sub> )CH <sub>2</sub>	2	L N/A	52 (22%); 225 157, 226	
259	C <sub>15</sub> H <sub>30</sub>	CH <sub>2</sub> CH(C <sub>12</sub> H <sub>25</sub> )CH <sub>2</sub>	3	L N/A	52 (19%); 225 157	
260	C <sub>19</sub> H <sub>38</sub> O <sub>2</sub>	(C <sub>12</sub> H <sub>25</sub> )CH[CH <sub>2</sub> O(CH <sub>2</sub> ) <sub>2</sub> ] <sub>2</sub>	1	L N/A	52 (36%) 157	
261	C <sub>19</sub> H <sub>38</sub> O <sub>2</sub>	(C <sub>12</sub> H <sub>25</sub> )CH[CH <sub>2</sub> O(CH <sub>2</sub> ) <sub>2</sub> ] <sub>2</sub>	2	L N/A	52 (30%) 157	
262	C <sub>19</sub> H <sub>38</sub> O <sub>2</sub>	(C <sub>12</sub> H <sub>25</sub> )CH[CH <sub>2</sub> O(CH <sub>2</sub> ) <sub>2</sub> ] <sub>2</sub>	3	L N/A	52 (23%) 157	
263	C <sub>20</sub> H <sub>36</sub> O <sub>4</sub>	(C <sub>12</sub> H <sub>25</sub> )(Me)C[CO <sub>2</sub> (CH <sub>2</sub> ) <sub>2</sub> ] <sub>2</sub>	1	M N/A	52 (20%) 157	
264	C <sub>20</sub> H <sub>36</sub> O <sub>4</sub>	(C <sub>12</sub> H <sub>25</sub> )(Me)C[CO <sub>2</sub> (CH <sub>2</sub> ) <sub>2</sub> ] <sub>2</sub>	2	M N/A	52 (21%) 157	
265	C <sub>20</sub> H <sub>36</sub> O <sub>4</sub>	(C <sub>12</sub> H <sub>25</sub> )(Me)C[CO <sub>2</sub> (CH <sub>2</sub> ) <sub>2</sub> ] <sub>2</sub>	3	M N/A	52 (18%) 157	

One additional method to prepare *N*-alkyl-substituted aza-crowns is the alkylation of an already cyclized aza-crown (method J).<sup>10,144,146,154,155</sup> Ethylene oxide or

## Method J

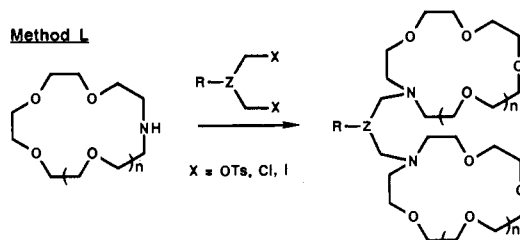


## Method K



2-bromoethanol has been used to prepare *N*-(2-hydroxyethyl)-substituted aza-crowns (method K).<sup>83,154,156</sup> The resulting *N*-(2-hydroxyethyl) product can be converted to the *N*-(2-chloroethyl) derivative. Dihalo or ditosyl compounds have been used to bridge two monoaza-crowns to prepare ligands with higher ion selectivities (method L).<sup>52,149</sup> Bridged monoaza-crowns

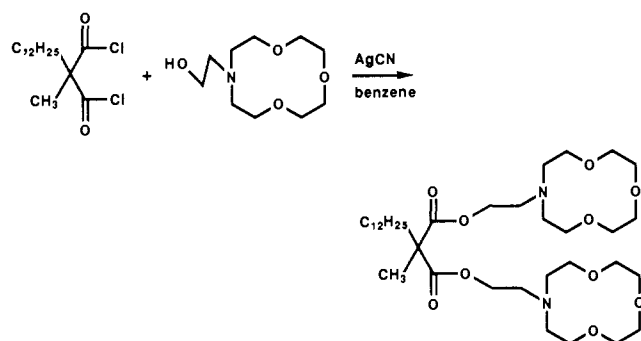
## Method L



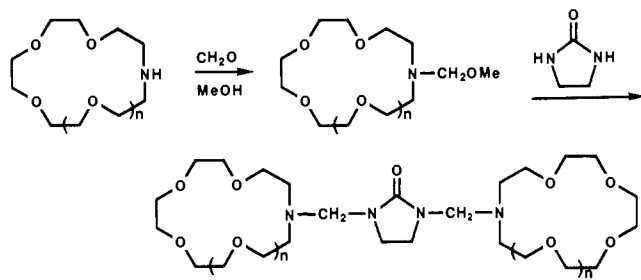
were also prepared by reacting a bis acid chloride with *N*-(2-hydroxyethyl)aza-crown (method M),<sup>52,157</sup> by the reaction of a monoaza-crown with formaldehyde in methanol followed by treatment with a cyclic urea

(method N),<sup>158</sup> and by the biscyclization of *N,N,N',N'*-tetrakis(2-hydroxyethyl)ethylenediamine with 2 mol of triethylene glycol ditosylate (method O).<sup>159</sup>

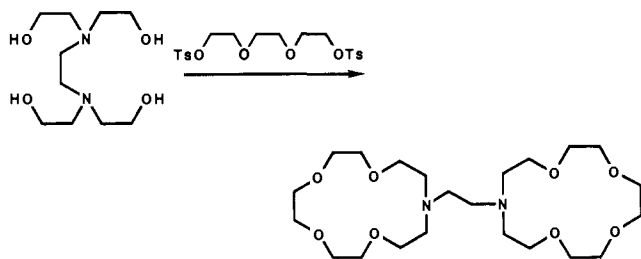
#### Method M



#### Method N



#### Method O



A listing of monoaza-crowns is given in Table I.

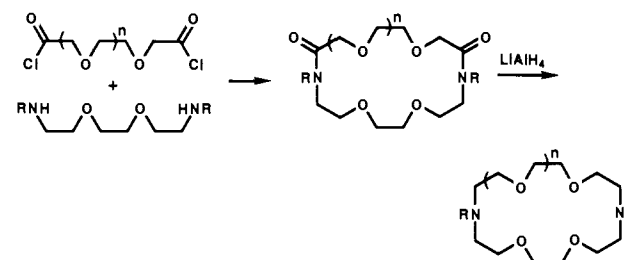
## B. Diaza-Crowns (Table II)

The diaza-crowns are most important because they are key intermediates in the synthesis of cryptands and other N-substituted ligands.<sup>8,9,128,129</sup> The diaza-crowns also have complexing properties that are similar to those of certain biological systems.<sup>2</sup> Diaza-crowns that have no substituents on nitrogen or that have functional groups substituted on nitrogen are also useful for the synthesis of macrotricyclic ligands.<sup>1,9,131</sup> In addition, cryptands that are formed from diaza-crowns can be attached to synthetic polymers.<sup>51,161-163</sup> Diaza-crowns have also been attached to silica gel.<sup>16</sup>

Lehn and co-workers used the Stetter method (method P) to prepare the first diaza-crown compounds.<sup>128,129</sup> This method requires the simultaneous addition of the diacid dichloride and the diamine in the ring-closure step as was discussed in section III.B.

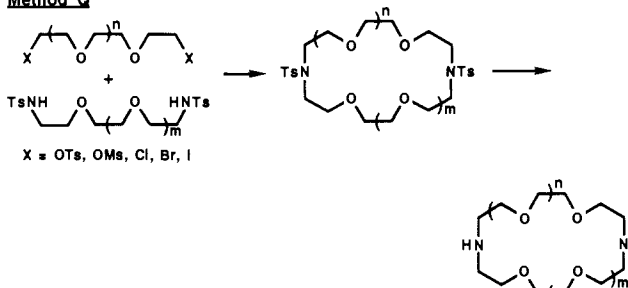
Richman and Atkins prepared the *N,N'*-bis(*p*-toluenesulfonamide) derivative of diaza-18-crown-6 by reacting the ditosyl derivative of triethylene glycol with the *N,N'*-bis(*p*-toluenesulfonamide) of triethylene glycol diamine (method Q).<sup>94,95</sup> The method to remove the

#### Method P



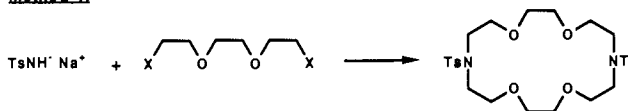
*N*-tosyl groups by reduction with lithium aluminum hydride is the preferred procedure to deblock the amino nitrogen atoms to prepare unsubstituted aza-crowns.<sup>2,131,164</sup>

#### Method Q



Vögtle and co-workers used the reaction of sodium *p*-toluenesulfonamide with the ditosylate (or dichloride) derivative of triethylene glycol to form the *N,N'*-ditosyldiaza-18-crown-6 (method R).<sup>103</sup> They compared

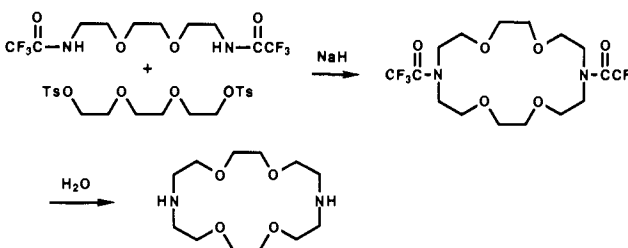
#### Method R



methods P, Q, and R and reported the best overall yield for method P (37%), then method Q (13%), and finally method R (9-14%). Their calculations did not include removal of the tosyl group (methods Q and R) or amide reduction (method P).

King and Krespan used the bis(trifluoroacetamide) derivatives rather than the bis(*p*-toluenesulfonamide) derivatives in their preparation of the diaza-crowns (method S).<sup>60</sup> The removal of the trifluoroacetyl group

#### Method S

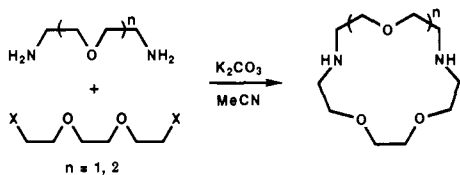


was accomplished by a simple hydrolysis step rather than the more difficult reduction process that was used to remove the tosyl protecting groups of method Q. Even with this modification, the overall yield for method S was only 3%, similar to that obtained by the same authors for a simple autoclave reaction of triethylene glycol dichloride with an excess of ammonia.<sup>60</sup>

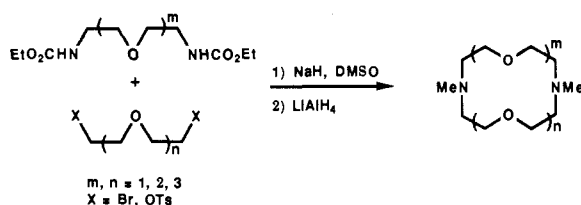
Kulstad and Malmsten reported that the diaza-crowns could be prepared by reacting a diamino ether



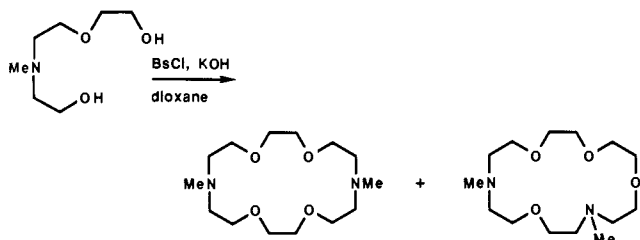
with a diiodo ether with sodium or potassium carbonate as the base (method T).<sup>70,104</sup> The yield was 17% for diaza-15-crown-5 but 44% for diaza-18-crown-6. The best yields were obtained when the cation size matched the cavity size.<sup>165</sup>

**Method T**

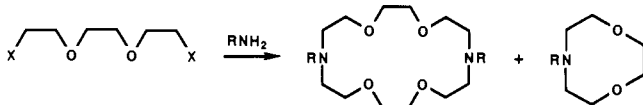
Sutherland and co-workers used ethyl carboxylate protecting groups on the diamine when they reacted an oligo(ethyleneoxy) bis(carbamate) with a ditosylate or dihalide to form an *N,N'*-bis(ethoxycarbonyl)substituted diaza-18-crown-6. The ethoxycarbonyl groups were reduced to form the bis-methyl-substituted crowns (method U).<sup>166,167</sup>

**Method U**

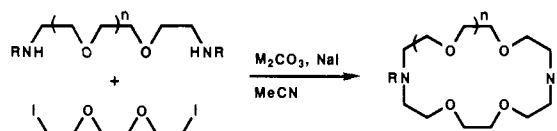
Okahara and co-workers, in an attempt to prepare aza-9-crown-3, reacted an azatriethylene glycol with benzenesulfonyl chloride. The small crown was not obtained but rather two diaza-18-crown-6 compounds (method V)<sup>109</sup> resulting from different dimerization pathways.

**Method V**

Gokel and co-workers prepared a series of *N,N'*-disubstituted diaza-18-crown-6 compounds by a 2:2 reaction of a primary amine with triethylene glycol dihalide (method W).<sup>71,77,168</sup> Only the diaza-18-crown-6

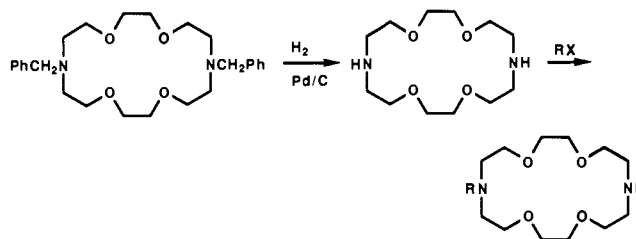
**Method W**

was observed when R was a benzylic or aliphatic group. When R was a 4-substituted phenyl, only the 1:1 adduct, aza-9-crown-3, was isolated. The diaza-18-crown-6 (and crown-5) compounds were prepared by these authors by a procedure similar to methods S, T, and U except they reacted an *N,N'*-dialkyl-substituted diamine with 1,8-diiodo-3,6-dioxaoctane (method X).<sup>71,77</sup> They found that method X gave superior overall yields. For example, *N,N'*-dibenzyl-diaza-18-crown-6 was pre-

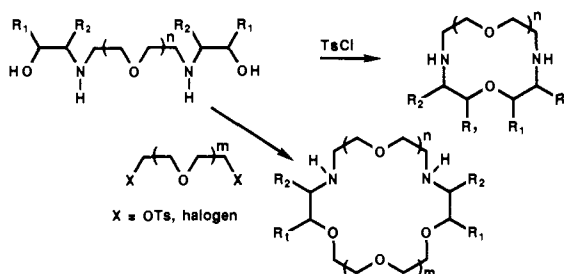
**Method X**

pared in a 66% yield by method X but in only 29% yield by method W. The product was more difficult to isolate in the one-step synthesis of method W because of the many products that were formed.

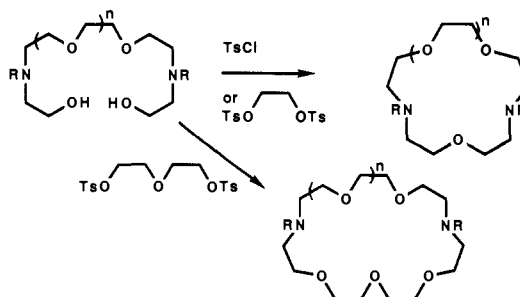
The *N,N'*-dibenzyl-diaza-crowns are important because they can be readily hydrogenated to form the diaza-crowns. The diaza-crown can then be alkylated to form different *N,N'*-dialkyl-diaza-18-crown-6 compounds (method Y).<sup>71</sup>

**Method Y**

Okahara and co-workers prepared a number of diaza-crown compounds with substituents on the carbon atoms of the macroring. They used both the Okahara ring-closure reaction of a substituted diazaoligoethylene glycol with tosyl chloride and the reaction of the glycol with a ditosylate (method Z).<sup>85,142,169</sup>

**Method Z**

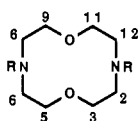
Bradshaw and Krakowiak prepared *N,N'*-dialkyl-diaza-15-crown-5, -18-crown-6, and -21-crown-7, compounds by similar reactions except that the nitrogen atoms contained alkyl substituents (method AA).<sup>80</sup> They obtained excellent yields of the diaza-crowns.

**Method AA**

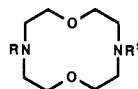
As mentioned in section IV.A, crown ethers containing functional substituents, such as hydroxymethyl or vinyl groups, are important synthetic intermediates

TABLE II. Diaza-Crown Compounds

## A. Diaza-12-Crown-4

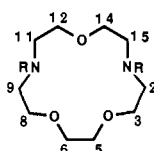


entry no.	R		method	ref (yield)
	formula index	structure		
266	H	H	Q N/A	100 (68%); 263, 264 219, 265, 266
267	CH <sub>3</sub>	Me	from no. 266 N/A	266 (95%) 141, 267
268	C <sub>2</sub> H <sub>5</sub> O <sub>2</sub>	HO <sub>2</sub> CCH <sub>2</sub>	from no. 266	268, 269
269	C <sub>2</sub> H <sub>4</sub> Cl	Cl(CH <sub>2</sub> ) <sub>2</sub>	K	219 (90% HCl); 270 (91%)
270	C <sub>2</sub> H <sub>5</sub> O	HO(CH <sub>2</sub> ) <sub>2</sub>	K N/A	219; 270 (94%) 271
271	C <sub>3</sub> H <sub>7</sub> O	MeO(CH <sub>2</sub> ) <sub>2</sub>	Y(alk) Y(alk) N/A	263 (64%) 264 272
272	C <sub>4</sub> H <sub>5</sub> O <sub>4</sub>	HO <sub>2</sub> CCH <sub>2</sub> OCH <sub>2</sub> C(O)	other	270 (90%); 273
273	C <sub>4</sub> H <sub>8</sub> ClO	Cl(CH <sub>2</sub> ) <sub>2</sub> O(CH <sub>2</sub> ) <sub>2</sub>	from no. 275	219, 270 (90%); 273
274	C <sub>4</sub> H <sub>8</sub> NO	Me <sub>2</sub> NCOCH <sub>2</sub>	Y(alk)	271 (90%)
275	C <sub>4</sub> H <sub>9</sub> O <sub>2</sub>	H(OCH <sub>2</sub> CH <sub>2</sub> ) <sub>2</sub>	from no. 272	219 (91%); 270 (92%); 272
276	C <sub>4</sub> H <sub>9</sub> O	EtO(CH <sub>2</sub> ) <sub>2</sub>	N/A	272
277	C <sub>5</sub> H <sub>9</sub> O <sub>2</sub>	BuCO <sub>2</sub>	from no. 266	274 (87%)
278	C <sub>5</sub> H <sub>10</sub> NO	Me <sub>2</sub> NCO(CH <sub>2</sub> ) <sub>2</sub>	Y(alk)	271 (86%)
279	C <sub>5</sub> H <sub>11</sub> O <sub>2</sub>	Me(OCH <sub>2</sub> CH <sub>2</sub> ) <sub>2</sub>	Y(alk) N/A N/A	263 (65%) 264 272
280	C <sub>6</sub> H <sub>13</sub> O	BuO(CH <sub>2</sub> ) <sub>2</sub>	N/A	272
281	C <sub>7</sub> H <sub>7</sub> O <sub>2</sub> S	Ts	Q R	100 (82%); 263 223 (5%)
282	C <sub>7</sub> H <sub>15</sub> O <sub>3</sub>	Me(OCH <sub>2</sub> CH <sub>2</sub> ) <sub>3</sub>	Y(alk) Y(alk) N/A	263 (37%) 264 272
283	C <sub>8</sub> H <sub>17</sub> O <sub>2</sub>	Bu(OCH <sub>2</sub> CH <sub>2</sub> ) <sub>2</sub>	Y(alk) N/A	263 (48%); 264 272
284	C <sub>9</sub> H <sub>12</sub> NO <sub>2</sub> S	TsNH(CH <sub>2</sub> ) <sub>2</sub>	from no. 266	275 (91%)
285	C <sub>14</sub> H <sub>14</sub> P	Ph <sub>2</sub> P(CH <sub>2</sub> ) <sub>2</sub>	other	219 (44%); 270 (45%)
286	C <sub>16</sub> H <sub>16</sub> OP	Ph <sub>2</sub> P(CH <sub>2</sub> ) <sub>2</sub> O(CH <sub>2</sub> ) <sub>2</sub>	from no. 273	219, 270 (45%)

B. Diaza-12-Crown-4 (R and R<sup>1</sup> Different)

entry no.	R	R <sup>1</sup>	method	ref (yield)
287	H	BuCO <sub>2</sub>	from no. 277	274 (68%)
288	H	PhCH <sub>2</sub>	from no. 291	88, 276 (91%)
289	H	Ts	from no. 290	265 (80%)
290	EtCO <sub>2</sub>	Ts	from no. 291	265 (90%)
291	PhCH <sub>2</sub>	Ts	other N/A	88 (60%); 276 (58%) 265

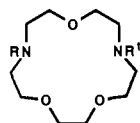
## C. Diaza-15-Crown-5



entry no.	R		other substituents	method	ref (yield)
	formula index	structure			
292	H	H		P Q Y Z N/A	277 (85%) 100 (58%); 278 (47%) 71 (91%); 77 (66% overall) 85 (26%); 112 (37%); 169 73, 266, 279
293	H	H	12,14-Me <sub>2</sub>	Z	85 (17%)
294	H	H	11,15-Et <sub>2</sub>	Z	85 (12%)
295	H	H	11,15-(O) <sub>2</sub>	P	277 (60%)
296	H	H	5-CH <sub>2</sub> OH	AE	50 (78%)
297	H	H	2,9-(O) <sub>2</sub> ; 5-CH <sub>2</sub> OH	AE	50 (74%)
298	H	H	2,9-(O) <sub>2</sub> ; 5-CH <sub>2</sub> O-allyl	AE	50 (43%)
299	H	H	2,9-Ph <sub>2</sub> ; 3,8,11,15-(O) <sub>4</sub>	other	280 (20%)

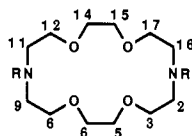
TABLE II (Continued)

entry no.	R		other substituents	method	ref (yield)
	formula index	structure			
300	CH <sub>3</sub>	Me		N/A from no. 292 X, other N/A	141 266 (60%) 78 (48%) 73, 281, 267
301	CH <sub>3</sub>	Me	2,6,9-(O) <sub>3</sub>	P	282 (35%)
302	CH <sub>3</sub>	Me	2,6,9-(O) <sub>3</sub> ; 8-CH <sub>2</sub> Ph	P	282 (34%)
303	C <sub>2</sub> H <sub>3</sub> O <sub>2</sub>	HO <sub>2</sub> CCH <sub>2</sub>		Y(alk) N/A	268, 269 234, 283
304	C <sub>2</sub> H <sub>3</sub> O <sub>2</sub>	MeCO <sub>2</sub>		Y(alk)	71 (62%)
305	C <sub>3</sub> H <sub>4</sub> N	CN(CH <sub>2</sub> ) <sub>2</sub>		from no. 292	281 (93%)
306	C <sub>3</sub> H <sub>6</sub> NO	H <sub>2</sub> NCH(Me)C(O)		from no. 327	73 (95%)
307	C <sub>3</sub> H <sub>7</sub> O	MeO(CH <sub>2</sub> ) <sub>2</sub>		X Y(alk) N/A	71, 77 (38%) 278 272
308	C <sub>3</sub> H <sub>8</sub> N	NH <sub>2</sub> (CH <sub>2</sub> ) <sub>3</sub>		other N/A	281 284
309	C <sub>4</sub> H <sub>5</sub> O <sub>4</sub>	HO <sub>2</sub> CCH <sub>2</sub> OCH <sub>2</sub> C(O)		from no. 292	273
310	C <sub>4</sub> H <sub>5</sub> ClO	Cl(CH <sub>2</sub> ) <sub>2</sub> O(CH <sub>2</sub> ) <sub>2</sub>		from no. 311	273 (80-90%)
311	C <sub>4</sub> H <sub>9</sub> O <sub>2</sub>	H(OCH <sub>2</sub> CH <sub>2</sub> ) <sub>2</sub>		from no. 309	273 (80-90% from 292)
312	C <sub>6</sub> H <sub>5</sub> O	2-furanyl-CH <sub>2</sub>		X Y(alk), other	71, 77 (67%) 285
313	C <sub>6</sub> H <sub>9</sub> O <sub>2</sub>	BuCO <sub>2</sub>		other	274 (45%)
314	C <sub>6</sub> H <sub>10</sub> NO <sub>2</sub>	HOCH <sub>2</sub> CH(Me)NHCOCH <sub>2</sub>		Y(alk)	73 (72%)
315	C <sub>6</sub> H <sub>11</sub> O <sub>2</sub>	Me(OCH <sub>2</sub> CH <sub>2</sub> ) <sub>2</sub>		Y(alk) N/A	278 272
316	C <sub>6</sub> H <sub>4</sub> NO <sub>2</sub>	2-NO <sub>2</sub> C <sub>6</sub> H <sub>4</sub>		Y(alk)	71 (50%)
317	C <sub>6</sub> H <sub>5</sub>	Ph	5,6-Me <sub>2</sub> ; 2,9-(O) <sub>2</sub>	P	75 (66%)
318	C <sub>6</sub> H <sub>7</sub> N	2-pyridinyl-CH <sub>2</sub>		N/A	286
319	C <sub>6</sub> H <sub>13</sub> O	BuO(CH <sub>2</sub> ) <sub>2</sub>		Y(alk) N/A	278 272
320	C <sub>7</sub> H <sub>6</sub> NO <sub>3</sub>	2-OH-5-NO <sub>2</sub> C <sub>6</sub> H <sub>3</sub> CH <sub>2</sub>		Y(alk)	279, 287, 288
321	C <sub>7</sub> H <sub>7</sub>	PhCH <sub>2</sub>		AA X	49 (65%); 80 (73%, 78%) 71, 77 (72%)
322	C <sub>7</sub> H <sub>7</sub>	PhCH <sub>2</sub>	5-CH <sub>2</sub> O-allyl	X	175 (72%)
323	C <sub>7</sub> H <sub>7</sub>	PhCH <sub>2</sub>	5,6-Me <sub>2</sub> ; 2,9-(O) <sub>2</sub>	P	75 (48%)
324	C <sub>7</sub> H <sub>7</sub> O	2-OHC <sub>6</sub> H <sub>4</sub> CH <sub>2</sub>		Y(alk)	287 (64%)
325	C <sub>7</sub> H <sub>7</sub> O <sub>2</sub> S	Ts		Q	100 (77%); 278
326	C <sub>8</sub> H <sub>9</sub> O	2-MeOC <sub>6</sub> H <sub>4</sub> CH <sub>2</sub>		X	71, 77 (52%)
327	C <sub>8</sub> H <sub>14</sub> NO <sub>3</sub>	BuCO <sub>2</sub> NHCH(Me)CO		from no. 292	73 (77%, 95%)
328	C <sub>8</sub> H <sub>17</sub> NO <sub>2</sub>	Bu(OCH <sub>2</sub> CH <sub>2</sub> ) <sub>2</sub>		Y(alk) N/A	278 272
329	C <sub>9</sub> H <sub>12</sub> NO <sub>2</sub> S	TsNH(CH <sub>2</sub> ) <sub>2</sub>		from no. 292	275 (75%); 289 (64%)
330	C <sub>10</sub> H <sub>12</sub> NO <sub>2</sub>	HOCH <sub>2</sub> CH(Ph)NHCOCH <sub>2</sub>		Y(alk)	73 (46%)
331	C <sub>11</sub> H <sub>14</sub> NO <sub>2</sub>	HOCH <sub>2</sub> CH(CH <sub>2</sub> Ph)NHCOCH <sub>2</sub>		Y(alk)	73 (44%)
332	C <sub>13</sub> H <sub>10</sub> N <sub>3</sub> O <sub>3</sub>	5-(4-NO <sub>2</sub> C <sub>6</sub> H <sub>4</sub> N=N)-2-OHC <sub>6</sub> H <sub>3</sub> CH <sub>2</sub>		other	287 (12%)

D. Diaza-15-Crown-5 (R and R<sup>1</sup> Different)

entry no.	R	R <sup>1</sup>	method	ref (yield)
333	H	<i>t</i> -BuCO <sub>2</sub>	other	290
334	H	BuCO <sub>2</sub>	other	274 (59%)
335	CH <sub>2</sub> =CH	<i>t</i> -BuCH <sub>2</sub> MgO(CH <sub>2</sub> ) <sub>2</sub>	other	291

## E. 1,10-Diaza-18-Crown-6



entry no.	R		other substituents	method	ref (yield)
	formula index	structure			
336	H	H		Q T W, Y from no. 436 X, Y P	100 (63%) 71 (30%); 263; 264; 292; 293 (30%) 77 (27% overall); 168, 294 (92%); 292 71 (92%); 77 (63%, two steps) 159 (56%)

TABLE II (Continued)

entry no.	R		other substituents	method	ref (yield)
	formula index	structure			
337	H	H	5-CH <sub>2</sub> OH	AE	50 (72%)
338	H	H	5-CH <sub>2</sub> OH; 2,9-(O) <sub>2</sub>	AE	50 (77%)
339	H	H	5-CH <sub>2</sub> O-allyl; 2,9-(O) <sub>2</sub>	AE	50 (51%)
340	H	H	3-CH <sub>2</sub> Ph; 2,5,9-(O) <sub>3</sub>	N/A	295
341	H	H	5,6-(CH <sub>2</sub> OCH <sub>2</sub> Ph) <sub>2</sub>	N/A	296
342	H	H	5,6-(CH <sub>2</sub> OCH <sub>2</sub> Ph) <sub>2</sub> ; 2,9-(O) <sub>2</sub>	N/A	296
343	CClO	ClC(O)		Y(alk)	230 (69%)
344	CS <sub>2</sub>	S <sub>2</sub> C		other	297 (93% Et <sub>2</sub> NH <sup>+</sup> )
345	CH <sub>3</sub>	Me		X, other	78 (55%)
				from no. 372	159 (91%)
				other	266 (98%)
				N/A	71, 267
346	CH <sub>3</sub>	Me	5,6-CH <sub>2</sub> OCH <sub>2</sub> Ph	from no. 341	296 (98%)
347	CH <sub>3</sub> O <sub>3</sub> S	HO <sub>3</sub> SCH <sub>2</sub>		from no. 336	159 (50% Na salt)
348	CH <sub>4</sub> O <sub>2</sub> P	H <sub>2</sub> PO <sub>2</sub> CH <sub>2</sub>		from no. 336	159 (74%)
349	CH <sub>4</sub> O <sub>3</sub> P	H <sub>2</sub> O <sub>3</sub> PCH <sub>2</sub>		from no. 336	159 (84%)
				N/A	234
350	C <sub>2</sub> H <sub>2</sub> N	CNCH <sub>2</sub>		Y(alk)	298 (75%)
351	C <sub>2</sub> H <sub>2</sub> IO	ICH <sub>2</sub> C(O)		N/A	399
352	C <sub>2</sub> H <sub>3</sub> O <sub>2</sub>	MeOC(O)		other	71 (81%)
353	C <sub>2</sub> H <sub>3</sub> O <sub>2</sub>	HO <sub>2</sub> CCH <sub>2</sub>		Y(alk)	268
				from no. 392	168, 294 (81%)
				N/A	269, 283, 300
354	C <sub>2</sub> H <sub>4</sub> Cl	Cl(CH <sub>2</sub> ) <sub>2</sub>		as K	159 (69% HCl)
355	C <sub>2</sub> H <sub>4</sub> NO	MeNHC(O)		from no. 343	230 (88%)
356	C <sub>2</sub> H <sub>4</sub> NO	H <sub>2</sub> NC(O)CH <sub>2</sub>		N/A	301
357	C <sub>2</sub> H <sub>4</sub> NO	H <sub>2</sub> NCH <sub>2</sub> C(O)		from no. 479	293 (92%)
358	C <sub>2</sub> H <sub>5</sub>	Et	5-CH <sub>2</sub> O-allyl	AF	49 (63%); 87
359	C <sub>2</sub> H <sub>5</sub> O	MeOCH <sub>2</sub>		from no. 336	158, 302 (82%)
				N/A	303, 304
360	C <sub>2</sub> H <sub>5</sub> O	HO(CH <sub>2</sub> ) <sub>2</sub>		W	71, 168, 294 (28%)
				Y(alk)	305 (52%)
				as K	159 (84%), 306 (62%)
				N/A	307
361	C <sub>2</sub> H <sub>5</sub> O <sub>3</sub> S	HO <sub>3</sub> S(CH <sub>2</sub> ) <sub>2</sub>		from no. 354	159
362	C <sub>2</sub> H <sub>5</sub> O <sub>4</sub> S	HO <sub>3</sub> SO(CH <sub>2</sub> ) <sub>2</sub>		from no. 360	159 (79%)
363	C <sub>2</sub> H <sub>6</sub> N	H <sub>2</sub> N(CH <sub>2</sub> ) <sub>2</sub>		from no. 477	159 (91%); 305 (52% overall)
364	C <sub>2</sub> H <sub>6</sub> O <sub>3</sub> P	H <sub>2</sub> O <sub>3</sub> P(CH <sub>2</sub> ) <sub>2</sub>		from no. 354	159 (74%)
365	C <sub>2</sub> H <sub>6</sub> O <sub>4</sub> P	H <sub>2</sub> O <sub>3</sub> PO(CH <sub>2</sub> ) <sub>2</sub>		from no. 510	159 (74%)
366	C <sub>3</sub> H <sub>3</sub>	propargyl		W	71, 298 (22%)
367	C <sub>3</sub> H <sub>3</sub> O <sub>4</sub>	(HO <sub>2</sub> C) <sub>2</sub> CH		from no. 446	159 (65%)
368	C <sub>3</sub> H <sub>4</sub> ClO	ClC(O)(CH <sub>2</sub> ) <sub>2</sub>		from no. 373	308
369	C <sub>3</sub> H <sub>4</sub> N	NC(CH <sub>2</sub> ) <sub>2</sub>		from no. 336	159 (99%); 308
370	C <sub>3</sub> H <sub>5</sub>	allyl		W	71, 168, 294, 298 (26%)
371	C <sub>3</sub> H <sub>5</sub> O	EtC(O)		Y(alk)	71 (100%)
372	C <sub>3</sub> H <sub>5</sub> O <sub>2</sub>	EtO <sub>2</sub> C		Y(alk)	159 (76%)
373	C <sub>3</sub> H <sub>5</sub> O <sub>2</sub>	HO <sub>2</sub> C(CH <sub>2</sub> ) <sub>2</sub>		Y(alk)	309 (82%)
				from no. 369	159 (79%); 300
				from no. 394	308
				N/A	234
374	C <sub>3</sub> H <sub>5</sub> O <sub>2</sub>	MeOCH <sub>2</sub> C(O)		Y(alk)	186, 294 (80%)
375	C <sub>3</sub> H <sub>5</sub> O <sub>2</sub>	HO <sub>2</sub> CCH(Me)		Y(alk)	268
				N/A	269, 283
376	C <sub>3</sub> H <sub>6</sub> N	aziridinyl-CH <sub>2</sub>		from no. 359	302 (92%)
				from no. 336	302 (94%)
377	C <sub>3</sub> H <sub>6</sub> Cl	Cl(CH <sub>2</sub> ) <sub>3</sub>		as K from no. 382	219 (88% HCl)
378	C <sub>3</sub> H <sub>6</sub> NO	H <sub>2</sub> NC(O)(CH <sub>2</sub> ) <sub>2</sub>		from no. 394	159 (58%)
379	C <sub>3</sub> H <sub>6</sub> NO	H <sub>2</sub> N(CH <sub>2</sub> ) <sub>2</sub> C(O)		from no. 487	293 (92%)
380	C <sub>3</sub> H <sub>6</sub> NO	H <sub>2</sub> NCH(Me)C(O)		from no. 486	293 (97%)
381	C <sub>3</sub> H <sub>7</sub>	Pr		Y(alk)	305 (70%)
				from no. 371	12; 71, 298 (78%)
				N/A	307
382	C <sub>3</sub> H <sub>7</sub> O	HO(CH <sub>2</sub> ) <sub>3</sub>		from no. 410	159 (98%)
				from no. 394	219 (67%)
383	C <sub>3</sub> H <sub>7</sub> O	MeO(CH <sub>2</sub> ) <sub>2</sub>		X	71, 77 (43%)
				Y(alk)	263 (54%); 264
				from no. 374	168, 294 (97%)
				N/A	272, 298, 301, 307
384	C <sub>3</sub> H <sub>7</sub> O <sub>4</sub> S	HO <sub>3</sub> SO(CH <sub>2</sub> ) <sub>3</sub>		from no. 382	159 (40%)
385	C <sub>3</sub> H <sub>6</sub> N	H <sub>2</sub> N(CH <sub>2</sub> ) <sub>3</sub>		from no. 482	305 (45% overall)
386	C <sub>3</sub> H <sub>8</sub> NO <sub>2</sub>	(MeO) <sub>2</sub> NCH <sub>2</sub>		from no. 359	304 (100%)
387	C <sub>4</sub> H <sub>4</sub> O <sub>3</sub>	HO <sub>2</sub> CCH=CHC(O)		from no. 336	159 (55%)
388	C <sub>4</sub> H <sub>5</sub> N <sub>2</sub>	imidazolyl-CH <sub>2</sub>		from no. 359	158 (96%)
389	C <sub>4</sub> H <sub>5</sub> O <sub>3</sub>	HO <sub>2</sub> C(CH <sub>2</sub> ) <sub>2</sub> C(O)		from no. 336	159 (83%)
390	C <sub>4</sub> H <sub>5</sub> O <sub>4</sub>	HO <sub>2</sub> CCH <sub>2</sub> CH(CO <sub>2</sub> H)		from no. 336	159 (5%)

TABLE II (Continued)

entry no.	R		other substituents	method	ref (yield)
	formula index	structure			
391	C <sub>4</sub> H <sub>5</sub> O <sub>4</sub>	HO <sub>2</sub> CCH <sub>2</sub> OCH <sub>2</sub> C(O)		from no. 336	273
392	C <sub>4</sub> H <sub>7</sub> O <sub>2</sub>	EtOC(O)CH <sub>2</sub>		Y(alk) N/A	71, 168 (92%); 12; 294 (92%) 301
393	C <sub>4</sub> H <sub>7</sub> O <sub>2</sub>	HO <sub>2</sub> C(CH <sub>2</sub> ) <sub>3</sub>		N/A	309
394	C <sub>4</sub> H <sub>7</sub> O <sub>2</sub>	MeO <sub>2</sub> C(CH <sub>2</sub> ) <sub>2</sub>		from no. 336	159; 219 (78%); 308
395	C <sub>4</sub> H <sub>6</sub> ClO	Cl(CH <sub>2</sub> ) <sub>2</sub> O(CH <sub>2</sub> ) <sub>2</sub>		from no. 400	273 (80–90%)
396	C <sub>4</sub> H <sub>8</sub> NO	H <sub>2</sub> NCH(Et)C(O)		from no. 492	293 (97%)
397	C <sub>4</sub> H <sub>8</sub> NO	H <sub>2</sub> N(CH <sub>2</sub> ) <sub>3</sub> C(O)		from no. 491	293 (91%)
398	C <sub>4</sub> H <sub>8</sub> NO <sub>2</sub>	O <sub>2</sub> NC(Me) <sub>2</sub> CH <sub>2</sub>		from no. 359	302 (93%)
399	C <sub>4</sub> H <sub>9</sub>	Bu		X	71, 77 (77%)
400	C <sub>4</sub> H <sub>9</sub> O <sub>2</sub>	H(OCH <sub>2</sub> CH <sub>2</sub> ) <sub>2</sub>		from no. 391	273 (80–90% from no. 336)
401	C <sub>4</sub> H <sub>10</sub> O <sub>6</sub> S <sub>2</sub>	(HO <sub>3</sub> SCH <sub>2</sub> ) <sub>2</sub> N(CH <sub>2</sub> ) <sub>2</sub>		from no. 363	159 (46%)
402	C <sub>5</sub> H <sub>3</sub> OS	2-thiophenyl-C(O)		Y(alk)	285, 310
403	C <sub>5</sub> H <sub>3</sub> O <sub>2</sub>	2-furanyl-C(O)		Y(alk)	285, 310
404	C <sub>5</sub> H <sub>5</sub> O	2-furanyl-CH <sub>2</sub>		W X	71, 77, 168, 294 (27%) 71, 77 (62%)
				from no. 403	285, 310
405	C <sub>5</sub> H <sub>5</sub> S	2-thiophenyl-CH <sub>2</sub>		N/A	286, 311, 312
				from no. 402	285, 310 (60% from no. 336)
				N/A	312
406	C <sub>5</sub> H <sub>8</sub> NO <sub>2</sub>	succinimidyl-CH <sub>2</sub>		from no. 359	158 (90%)
407	C <sub>5</sub> H <sub>8</sub> NO <sub>3</sub>	2,6-dioxomorpholinyl-CH <sub>2</sub>		from no. 359	158 (86%)
408	C <sub>5</sub> H <sub>8</sub> NO	2-oxopyrrolidinyl-CH <sub>2</sub>		from no. 359	158 (95%)
409	C <sub>5</sub> H <sub>8</sub> NO <sub>3</sub>	MeCO <sub>2</sub> CH <sub>2</sub> NHC(O)CH <sub>2</sub>		Y(alk)	12
410	C <sub>5</sub> H <sub>9</sub> O <sub>2</sub>	EtO <sub>2</sub> C(CH <sub>2</sub> ) <sub>2</sub>		from no. 336	159 (98%)
411	C <sub>5</sub> H <sub>10</sub> NO	H <sub>2</sub> NCH( <i>i</i> -Pr)C(O)		from no. 506	293 (93%)
412	C <sub>5</sub> H <sub>11</sub> O <sub>2</sub>	Me(OCH <sub>2</sub> CH <sub>2</sub> ) <sub>2</sub>		Y(alk)	263 (36%); 264
413	C <sub>5</sub> H <sub>12</sub> N	H <sub>2</sub> N(CH <sub>2</sub> ) <sub>5</sub>		from no. 505	305 (41% overall)
414	C <sub>6</sub> H <sub>5</sub>	Ph		P	313 (71%)
			1,8-(O) <sub>2</sub>	N/A	314
415	C <sub>6</sub> H <sub>5</sub>	Ph		P	313 (73%)
416	C <sub>6</sub> H <sub>6</sub> N	(2-NH <sub>2</sub> )C <sub>6</sub> H <sub>4</sub>		P from no. 503	313 (70%)
417	C <sub>6</sub> H <sub>6</sub> N	2-picolinyl		W	168, 294 (22% NaI)
				N/A	286
418	C <sub>6</sub> H <sub>6</sub> N	4-picolinyl		N/A	286
419	C <sub>6</sub> H <sub>6</sub> NO <sub>2</sub> S	4-NH <sub>2</sub> C <sub>6</sub> H <sub>4</sub> SO <sub>2</sub>		Y(alk)	238
420	C <sub>6</sub> H <sub>6</sub> NO <sub>2</sub>	glutarimidyl-CH <sub>2</sub>		from no. 359	158 (99%)
421	C <sub>6</sub> H <sub>10</sub> NO <sub>3</sub>	MeOC(O)CH(CH <sub>3</sub> )NHC(O)CH <sub>2</sub>		Y(alk)	12
422	C <sub>6</sub> H <sub>10</sub> NO <sub>4</sub>	(HO <sub>2</sub> CCH <sub>2</sub> ) <sub>2</sub> N(CH <sub>2</sub> ) <sub>2</sub>		from no. 363	159 (65%)
423	C <sub>6</sub> H <sub>12</sub> NO	H <sub>2</sub> NCH( <i>i</i> -Bu)C(O)		from no. 512	293
424	C <sub>6</sub> H <sub>13</sub>	C <sub>6</sub> H <sub>13</sub>		W	71, 77 (7%)
			5-CH <sub>2</sub> OH	X	71, 77 (32%)
				Y(alk)	71 (50%)
425	C <sub>6</sub> H <sub>13</sub>	C <sub>6</sub> H <sub>13</sub>	5-CH <sub>2</sub> OH	AE	49 (50%); 87
426	C <sub>6</sub> H <sub>13</sub>	C <sub>6</sub> H <sub>13</sub>	5-CH <sub>2</sub> O-allyl	AE	49 (35%); 87
427	C <sub>6</sub> H <sub>13</sub>	C <sub>6</sub> H <sub>13</sub>	2,9-(O) <sub>2</sub> ; 5-CH <sub>2</sub> O-allyl	AE	49 (42%); 87
428	C <sub>7</sub> H <sub>9</sub> N <sub>2</sub> O <sub>6</sub>	2,6-(NO <sub>2</sub> ) <sub>2</sub> -4-CO <sub>2</sub> HC <sub>6</sub> H <sub>2</sub>		Y(alk)	243 (80%)
429	C <sub>7</sub> H <sub>5</sub> O	PhCO		Y(alk)	315 (78%)
430	C <sub>7</sub> H <sub>6</sub> Cl	2-ClC <sub>6</sub> H <sub>4</sub> CH <sub>2</sub>		Y(alk)	239 (82%)
431	C <sub>7</sub> H <sub>6</sub> Cl	4-ClC <sub>6</sub> H <sub>4</sub> CH <sub>2</sub>		Y(alk)	239 (75%)
432	C <sub>7</sub> H <sub>6</sub> NO <sub>2</sub>	2-NO <sub>2</sub> C <sub>6</sub> H <sub>4</sub> CH <sub>2</sub>		Y(alk)	239 (90%)
433	C <sub>7</sub> H <sub>6</sub> NO <sub>2</sub>	3-NO <sub>2</sub> C <sub>6</sub> H <sub>4</sub> CH <sub>2</sub>		Y(alk)	71 (95%)
434	C <sub>7</sub> H <sub>6</sub> NO <sub>2</sub>	4-NO <sub>2</sub> C <sub>6</sub> H <sub>4</sub> CH <sub>2</sub>		Y(alk)	71 (70%); 239
435	C <sub>7</sub> H <sub>6</sub> NO <sub>3</sub>	2-OH-5-NO <sub>2</sub> C <sub>6</sub> H <sub>3</sub> CH <sub>2</sub>		Y(alk)	279 (90%); 288; 287 (75%)
436	C <sub>7</sub> H <sub>7</sub>	PhCH <sub>2</sub>		W	71, 77, 168, 294 (29%)
				X	71 (66%); 78 (68%); 239 (66%)
				Y(alk)	285; 310 (60%)
				from no. 429	315 (92%)
				N/A	286, 298, 310, 311, 312, 316
437	C <sub>7</sub> H <sub>7</sub>	PhCH <sub>2</sub>	5-CH <sub>2</sub> OH	AE	49 (60%); 87
438	C <sub>7</sub> H <sub>7</sub>	PhCH <sub>2</sub>	5-CH <sub>2</sub> O-allyl	AE	49 (15%); 87
				AF	49 (62%); 87
				X	49 (80%)
				other	49 (30%)
439	C <sub>7</sub> H <sub>7</sub>	PhCH <sub>2</sub>	5,6-Me <sub>2</sub> ; 2,9-O <sub>2</sub>	P	76 (50%)
440	C <sub>7</sub> H <sub>7</sub>	PhCH <sub>2</sub>	5-CH <sub>2</sub> O-allyl; 2,9-(O) <sub>2</sub>	AE	49 (40%); 87
441	C <sub>7</sub> H <sub>7</sub>	PhCH <sub>2</sub>	5,6-(CH <sub>2</sub> OCH <sub>2</sub> Ph) <sub>2</sub>	from no. 341	296 (64%)
442	C <sub>7</sub> H <sub>7</sub> O	2-OHC <sub>6</sub> H <sub>4</sub> CH <sub>2</sub>		Y(alk)	287 (54%)
				Y	71 (85%)
				from no. 464	168, 294 (85% from no. 336)

TABLE II (Continued)

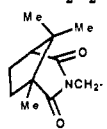
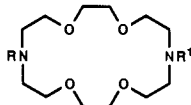
entry no.	R		other substituents	method	ref (yield)
	formula index	structure			
443	C <sub>7</sub> H <sub>7</sub> O <sub>2</sub> S	Ts		Q	100 (80%)
444	C <sub>7</sub> H <sub>7</sub> O <sub>2</sub> S	Ts	3,8,12,17-(O) <sub>4</sub>	other	223 (12%)
445	C <sub>7</sub> H <sub>9</sub> N	pyridinyl-(CH <sub>2</sub> ) <sub>2</sub>		from no. 360	159 (72% HCl)
446	C <sub>7</sub> H <sub>11</sub> O <sub>4</sub>	(EtCO <sub>2</sub> ) <sub>2</sub> CH		Y(alk)	159 (23%)
447	C <sub>7</sub> H <sub>15</sub> O <sub>3</sub>	Me(OCH <sub>2</sub> CH <sub>2</sub> ) <sub>3</sub>		Y(alk)	263 (30%); 264
				N/A	272
448	C <sub>8</sub> H <sub>5</sub> N <sub>2</sub> O <sub>6</sub>	2,6-(NO <sub>2</sub> ) <sub>2</sub> -4-CO <sub>2</sub> MeC <sub>6</sub> H <sub>2</sub>		Y(alk)	243 (92%)
449	C <sub>8</sub> H <sub>5</sub> N <sub>2</sub> O <sub>6</sub>	2,4-(NO <sub>2</sub> ) <sub>2</sub> -6-CO <sub>2</sub> MeC <sub>6</sub> H <sub>2</sub>		Y(alk)	243 (88%)
450	C <sub>8</sub> H <sub>5</sub> N	2-CNC <sub>6</sub> H <sub>4</sub> CH <sub>2</sub>		Y(alk)	71 (96%); 239 (90%)
451	C <sub>8</sub> H <sub>5</sub> N	4-CNC <sub>6</sub> H <sub>4</sub> CH <sub>2</sub>		Y(alk)	239 (91%)
452	C <sub>8</sub> H <sub>7</sub> O <sub>2</sub> S	2-SHC <sub>6</sub> H <sub>4</sub> OCH <sub>2</sub> C(O)		from no. 485	318
453	C <sub>8</sub> H <sub>6</sub> NO	H <sub>2</sub> NCH(Ph)C(O)		from no. 521	293 (93%)
454	C <sub>8</sub> H <sub>6</sub> NO	PhCH <sub>2</sub> NHC(O)		from no. 343	230 (94%)
455	C <sub>8</sub> H <sub>9</sub> O	2-MeOC <sub>6</sub> H <sub>4</sub> CH <sub>2</sub>		W	71, 77, 168, 239, 294 (30%)
456	C <sub>8</sub> H <sub>9</sub> O	4-MeOC <sub>6</sub> H <sub>4</sub> CH <sub>2</sub>		Y(alk)	239 (91%)
457	C <sub>8</sub> H <sub>10</sub> N <sub>5</sub>	adeninyl-(CH <sub>2</sub> ) <sub>3</sub>		Y(alk)	317 (58%)
458	C <sub>8</sub> H <sub>11</sub> N <sub>2</sub> O <sub>2</sub>	thyminyl-(CH <sub>2</sub> ) <sub>3</sub>		Y(alk)	317 (49%)
459	C <sub>8</sub> H <sub>14</sub> NO <sub>3</sub>	MeO <sub>2</sub> CCH( <i>i</i> -Pr)NHC(O)CH <sub>2</sub>		Y(alk)	12
460	C <sub>8</sub> H <sub>15</sub> O	C <sub>7</sub> H <sub>15</sub> C(O)		Y	71 (71%)
461	C <sub>8</sub> H <sub>17</sub>	C <sub>8</sub> H <sub>17</sub>		from no. 460	71 (63%)
462	C <sub>8</sub> H <sub>17</sub> O <sub>2</sub>	<i>n</i> -Bu(OCH <sub>2</sub> CH <sub>2</sub> ) <sub>2</sub>		Y	263 (42%); 264
				N/A	272
463	C <sub>9</sub> H <sub>6</sub> NO <sub>2</sub>	phthalimidyl-CH <sub>2</sub>		from no. 359	158 (87%)
464	C <sub>9</sub> H <sub>9</sub> O <sub>2</sub>	MeCO <sub>2</sub> C <sub>6</sub> H <sub>4</sub> CH <sub>2</sub>		Y(alk)	168
465	C <sub>9</sub> H <sub>10</sub> NO	H <sub>2</sub> NCH(CH <sub>2</sub> Ph)C(O)		from no. 525	293 (96%)
466	C <sub>9</sub> H <sub>10</sub> NO	PhCH(Me)NHC(O)		from no. 343	230 (89%)
467	C <sub>9</sub> H <sub>10</sub> NO <sub>2</sub>	1,2,3,6-H <sub>4</sub> -phthalimidyl-CH <sub>2</sub>		from no. 359	158 (99%)
468	C <sub>9</sub> H <sub>12</sub> NO <sub>2</sub>	PhCH <sub>2</sub> ON(OMe)CH <sub>2</sub>		from no. 359	304 (92%)
469	C <sub>9</sub> H <sub>12</sub> NO <sub>2</sub> S	TsHN(CH <sub>2</sub> ) <sub>2</sub>		Y(alk)	289
				from no. 336	275 (98%); 319 (99%)
470	C <sub>9</sub> H <sub>12</sub> NO <sub>2</sub> S	MeN(Ts)CH <sub>2</sub>		from no. 359	303 (98%)
471	C <sub>9</sub> H <sub>16</sub> NO <sub>3</sub>	MeO <sub>2</sub> CCH( <i>s</i> -Bu)NHC(O)CH <sub>2</sub>		Y(alk)	12
472	C <sub>9</sub> H <sub>16</sub> NO <sub>3</sub>	MeO <sub>2</sub> CCH( <i>i</i> -Bu)NHC(O)CH <sub>2</sub>		Y(alk)	12
473	C <sub>9</sub> H <sub>17</sub> O	C <sub>8</sub> H <sub>17</sub> C(O)		Y(alk)	71 (71%)
474	C <sub>9</sub> H <sub>19</sub>	C <sub>9</sub> H <sub>19</sub>		W	71, 77 (11%)
				Y(alk)	71 (45%); 285
				from no. 473	71 (63%)
				N/A	310, 312
475	C <sub>10</sub> H <sub>6</sub>	azulenyl		other	11 (4%)
476	C <sub>10</sub> H <sub>8</sub> N	2-quinolinyl-CH <sub>2</sub>		N/A	286
477	C <sub>10</sub> H <sub>6</sub> NO <sub>2</sub>	phthalimidyl-(CH <sub>2</sub> ) <sub>2</sub>		from no. 354	159
				Y(alk)	305
478	C <sub>10</sub> H <sub>10</sub> NO <sub>3</sub>	2-(HO <sub>2</sub> C(CH <sub>2</sub> ) <sub>2</sub> C(O)NH)C <sub>6</sub> H <sub>4</sub>		from no. 416	313 (50%)
479	C <sub>10</sub> H <sub>10</sub> NO <sub>3</sub>	PhCH <sub>2</sub> O <sub>2</sub> CNHCH <sub>2</sub> C(O)		N/A	320
				from no. 336	293 (95%)
480	C <sub>10</sub> H <sub>19</sub> O	C <sub>9</sub> H <sub>19</sub> C(O)		Y	71 (100%)
				from no. 480	71 (96%)
481	C <sub>10</sub> H <sub>21</sub>	C <sub>10</sub> H <sub>21</sub>		N/A	321
482	C <sub>11</sub> H <sub>10</sub> NO <sub>2</sub>	phthalimidyl-(CH <sub>2</sub> ) <sub>3</sub>		Y(alk)	305
483	C <sub>11</sub> H <sub>10</sub> NO <sub>4</sub>	MeO <sub>2</sub> CCH <sub>2</sub> NHC(O)C <sub>6</sub> H <sub>4</sub> C(O)		from no. 336	322 (40%)
384	C <sub>11</sub> H <sub>11</sub> N <sub>2</sub> O	NH <sub>2</sub> CH(indolyl-CH <sub>2</sub> )C(O)		from no. 526	293 (98%)
485	C <sub>11</sub> H <sub>11</sub> O <sub>3</sub>	PhCH <sub>2</sub> O <sub>2</sub> C(CH <sub>2</sub> ) <sub>2</sub> C(O)		N/A	320
486	C <sub>11</sub> H <sub>11</sub> O <sub>3</sub> S <sub>2</sub>	2-[EtO(S)CS]C <sub>6</sub> H <sub>4</sub> OCH <sub>2</sub> C(O)		from no. 336	318
487	C <sub>11</sub> H <sub>12</sub> NO <sub>3</sub>	PhCH <sub>2</sub> O <sub>2</sub> CNHCH(Me)C(O)		other	293 (90%, 92%, 94%)
488	C <sub>11</sub> H <sub>12</sub> NO <sub>3</sub>	PhCH <sub>2</sub> O <sub>2</sub> CNH(CH <sub>2</sub> ) <sub>2</sub> C(O)		from no. 336	293 (89%)
489	C <sub>11</sub> H <sub>16</sub> NO <sub>2</sub>			from no. 359	158 (92%)
490	C <sub>12</sub> H <sub>12</sub> NO <sub>4</sub>	2-[MeO <sub>2</sub> CCH(Me)NHC(O)]C <sub>6</sub> H <sub>4</sub> C(O)		from no. 336	322 (37%)
491	C <sub>12</sub> H <sub>14</sub> NO <sub>3</sub>	PhCH <sub>2</sub> O <sub>2</sub> CNH(CH <sub>2</sub> ) <sub>3</sub> C(O)		from no. 336	293 (87%)
492	C <sub>12</sub> H <sub>14</sub> NO <sub>3</sub>	PhCH <sub>2</sub> O <sub>2</sub> CNHCH(Et)C(O)		from no. 336	293 (91%)
493	C <sub>12</sub> H <sub>14</sub> NO <sub>3</sub>	2-[EtO(CH <sub>2</sub> ) <sub>2</sub> NHC(O)]C <sub>6</sub> H <sub>4</sub> C(O)		from no. 336	322 (56%)
494	C <sub>12</sub> H <sub>16</sub> NO <sub>4</sub> S	EtO <sub>2</sub> CCH <sub>2</sub> N(Ts)CH <sub>2</sub>		from no. 359	303 (87%)
495	C <sub>12</sub> H <sub>20</sub> NO <sub>3</sub> S	camphoryl-SO <sub>2</sub> N(Me)CH <sub>2</sub>		from no. 359	303 (87%)
496	C <sub>12</sub> H <sub>22</sub> O <sub>2</sub>	menthyl-CH <sub>2</sub> C(O)		Y(alk)	296 (72%)
497	C <sub>12</sub> H <sub>23</sub> O	C <sub>11</sub> H <sub>23</sub> C(O)		Y(alk)	71 (87%)
498	C <sub>12</sub> H <sub>24</sub> O	menthyl-(CH <sub>2</sub> ) <sub>2</sub>		from no. 496	296 (53%)
499	C <sub>12</sub> H <sub>25</sub>	C <sub>12</sub> H <sub>25</sub>		from no. 497	71 (45%)
				W	71 (11%)
500	C <sub>13</sub> H <sub>7</sub> N <sub>2</sub> O <sub>5</sub>	2,4-(NO <sub>2</sub> ) <sub>2</sub> -6-PhC(O)C <sub>6</sub> H <sub>2</sub>		Y(alk)	243 (76%)
501	C <sub>13</sub> H <sub>9</sub> N <sub>4</sub> O <sub>5</sub>	4-[2,4-(NO <sub>2</sub> ) <sub>2</sub> C <sub>6</sub> H <sub>3</sub> N=N]-2-OHC <sub>6</sub> H <sub>3</sub> CH <sub>2</sub>		from no. 442	287
502	C <sub>13</sub> H <sub>10</sub> N <sub>3</sub> O <sub>5</sub>	4-[2-NO <sub>2</sub> C <sub>6</sub> H <sub>4</sub> N=N]-2-OHC <sub>6</sub> H <sub>3</sub> CH <sub>2</sub>		from no. 442	287

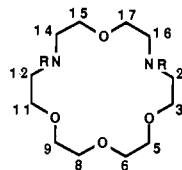
TABLE II (Continued)

entry no.	R		other substituents	method	ref (yield)
	formula index	structure			
503	C <sub>13</sub> H <sub>12</sub> NO <sub>2</sub> S	2-TsNHC <sub>6</sub> H <sub>4</sub>		P from no. 504 N/A	313 (61%) 314
504	C <sub>13</sub> H <sub>12</sub> NO <sub>2</sub> S	(2-TsNH)C <sub>6</sub> H <sub>4</sub>	2,9-O <sub>2</sub>	P	313 (62%)
505	C <sub>13</sub> H <sub>14</sub> NO <sub>2</sub>	phthalimidyl-(CH <sub>2</sub> ) <sub>5</sub>		Y(alk)	305
506	C <sub>13</sub> H <sub>16</sub> O <sub>3</sub>	PhCH <sub>2</sub> O <sub>2</sub> CNHCH( <i>i</i> -Pr)C(O)		from no. 336 N/A	293 (93%) 320
507	C <sub>14</sub> H <sub>9</sub> BrNO <sub>2</sub>	2-[4-BrC <sub>6</sub> H <sub>4</sub> NHC(O)]C <sub>6</sub> H <sub>4</sub> C(O)		from no. 336	322 (52%)
508	C <sub>14</sub> H <sub>9</sub> ClNO <sub>2</sub>	2-[4-ClC <sub>6</sub> H <sub>4</sub> NHC(O)]C <sub>6</sub> H <sub>4</sub> C(O)		from no. 336	322 (50%)
509	C <sub>14</sub> H <sub>10</sub> NO <sub>2</sub>	2-[C <sub>6</sub> H <sub>4</sub> NHC(O)]C <sub>6</sub> H <sub>4</sub> C(O)		from no. 336	322 (56%)
510	C <sub>14</sub> H <sub>14</sub> O <sub>4</sub> P	Ph <sub>2</sub> O <sub>3</sub> PO(CH <sub>2</sub> ) <sub>2</sub>		from no. 360	159 (93%)
511	C <sub>14</sub> H <sub>17</sub> O <sub>3</sub>	PhCH <sub>2</sub> O <sub>2</sub> CCH( <i>i</i> -Pr)C(O)		N/A	320
512	C <sub>14</sub> H <sub>18</sub> NO <sub>3</sub>	PhCH <sub>2</sub> O <sub>2</sub> CNHCH( <i>i</i> -Bu)C(O)		from no. 336	293 (89%, 91%)
513	C <sub>14</sub> H <sub>27</sub> O	C <sub>13</sub> H <sub>27</sub> C(O)		Y(alk)	71 (78%)
514	C <sub>14</sub> H <sub>29</sub>	C <sub>14</sub> H <sub>29</sub>		from no. 513	71 (67%)
515	C <sub>15</sub> H <sub>16</sub> NO <sub>2</sub> S	PhCH <sub>2</sub> N(Ts)CH <sub>2</sub>		from no. 359	303 (95%)
516	C <sub>15</sub> H <sub>16</sub> P	Ph <sub>2</sub> P(CH <sub>2</sub> ) <sub>3</sub>		from no. 377	219 (45%)
517	C <sub>15</sub> H <sub>18</sub> NO <sub>4</sub>	2-[MeO <sub>2</sub> C(CH <sub>2</sub> CH(Me)) <sub>2</sub> -CHNHC(O)]C <sub>6</sub> H <sub>4</sub> C(O)		from no. 336	322 (35%)
518	C <sub>16</sub> H <sub>14</sub> NO <sub>2</sub>	2-[PhCH(Me)NHC(O)]C <sub>6</sub> H <sub>4</sub> C(O)		from no. 336	322 (57%, 53%)
519	C <sub>16</sub> H <sub>14</sub> NO <sub>3</sub>	2-[PhO(CH <sub>2</sub> ) <sub>2</sub> NHC(O)]C <sub>6</sub> H <sub>4</sub> C(O)		from no. 336	322 (50%)
520	C <sub>16</sub> H <sub>14</sub> NO <sub>3</sub>	2-[(4-EtO)C <sub>6</sub> H <sub>4</sub> NHC(O)]C <sub>6</sub> H <sub>4</sub> C(O)		from no. 336	322 (43%)
521	C <sub>16</sub> H <sub>14</sub> NO <sub>3</sub>	PhCH <sub>2</sub> O <sub>2</sub> CNHCH(Ph)C(O)		from no. 336	293 (85%)
522	C <sub>16</sub> H <sub>22</sub> NO <sub>2</sub>	2-[C <sub>6</sub> H <sub>17</sub> NHC(O)]C <sub>6</sub> H <sub>4</sub> C(O)		from no. 336	322 (53%)
523	C <sub>16</sub> H <sub>33</sub>	C <sub>16</sub> H <sub>33</sub>		Y(alk)	71 (25%)
524	C <sub>17</sub> H <sub>14</sub> NO <sub>4</sub>	2-[4-EtO <sub>2</sub> CC <sub>6</sub> H <sub>4</sub> NHC(O)]C <sub>6</sub> H <sub>4</sub> C(O)		other	322 (40%)
525	C <sub>17</sub> H <sub>16</sub> NO <sub>3</sub>	PhCH <sub>2</sub> O <sub>2</sub> CNHCH(CH <sub>2</sub> Ph)C(O)		from no. 336	293 (86%)
526	C <sub>18</sub> H <sub>17</sub> N <sub>2</sub> O <sub>3</sub>	PhCH <sub>2</sub> O <sub>2</sub> CNHCH(indolyl-CH <sub>2</sub> )C(O)		from no. 336	293 (88%, 92%)
527	C <sub>18</sub> H <sub>35</sub> O	C <sub>17</sub> H <sub>35</sub> C(O)		Y	71 (100%)
528	C <sub>18</sub> H <sub>37</sub>	C <sub>18</sub> H <sub>37</sub>		from no. 527	71 (60%)
529	C <sub>20</sub> H <sub>14</sub> N <sub>3</sub> O <sub>2</sub>	2-[PhN=N-4-C <sub>6</sub> H <sub>4</sub> NHC(O)]C <sub>6</sub> H <sub>4</sub> C(O)		other	322 (45%)
530	C <sub>20</sub> H <sub>30</sub> NO <sub>2</sub>	2-[C <sub>12</sub> H <sub>25</sub> NHC(O)]C <sub>6</sub> H <sub>4</sub> C(O)		from no. 336	322 (48%)

F. 1,10-Diaza-18-Crown-6 (R and R<sup>1</sup> Different)

entry no.	R	R <sup>1</sup>	method	ref (yield)
531	H	HO <sub>2</sub> CCH <sub>2</sub>	Y(alk) N/A	283; 323; 324 (85%) 325
532	H	HO <sub>3</sub> S(CH <sub>2</sub> ) <sub>2</sub>	Y(alk)	325 (85%)
533	H	HO <sub>2</sub> C(CH <sub>2</sub> ) <sub>2</sub>	Y(alk)	327
534	H	PhCH <sub>2</sub> CO <sub>2</sub>	N/A	259
535	Me	C <sub>12</sub> H <sub>25</sub>	N/A	326
536	HO <sub>3</sub> S(CH <sub>2</sub> ) <sub>2</sub>	C <sub>11</sub> H <sub>23</sub> C(O)	Y(alk) from no. 532	325 (27%)
537	HO <sub>3</sub> S(CH <sub>2</sub> ) <sub>2</sub>	(C <sub>16</sub> H <sub>33</sub> OCH <sub>2</sub> ) <sub>2</sub> CHOCH <sub>2</sub> C(O)	Y(alk) from no. 532	325 (14%)
538	HO <sub>2</sub> CCH <sub>2</sub>	C <sub>11</sub> H <sub>23</sub> C(O)	Y(alk) from no. 531	323; 324 (17%); 325 (20%)
539	HO <sub>2</sub> CCH <sub>2</sub>	C <sub>17</sub> H <sub>35</sub> C(O)	Y(alk) from no. 531	325 (20%)
540	HO <sub>2</sub> CCH <sub>2</sub>	(C <sub>16</sub> H <sub>33</sub> OCH <sub>2</sub> ) <sub>2</sub> CHOCH <sub>2</sub> CO	Y(alk) from no. 531	325 (27%)
541	HO <sub>2</sub> C(CH <sub>2</sub> ) <sub>2</sub>	C <sub>11</sub> H <sub>23</sub> C(O)	Y(alk)	327 (18%)

## G. 1,7-Diaza-18-Crown-6

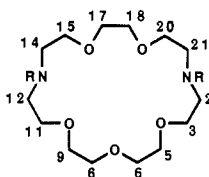


entry no.	R	other substituents	method	ref (yield)
542	H		Z N/A other	85 (11%); 112 (45%); 169 73 101
543	H	2,12-(O) <sub>2</sub>	other	101
544	H	2,12-( <i>i</i> -Pr) <sub>2</sub>	P	73 (27%); 328
545	H	2,12-( <i>i</i> -Pr) <sub>2</sub> ; 14,18-(O) <sub>2</sub>	P	73 (22%); 328
546	H	2,12-Ph <sub>2</sub>	P	73 (97%); 328
547	H	2,12-Ph <sub>2</sub> ; 14,18-(O) <sub>2</sub>	P	73 (18%); 328
548	H	2,12-Ph <sub>2</sub> ; 3,11,14,18-(O) <sub>4</sub>	other	280
549	H	2,12-(CH <sub>2</sub> Ph) <sub>2</sub>	P	73 (99%); 328
550	H	2,12-(CH <sub>2</sub> Ph) <sub>2</sub> ; 14,18-(O) <sub>2</sub>	P	73 (30%); 328
551	Me		N/A	73
552	Me	2,12-( <i>i</i> -Pr) <sub>2</sub>	from no. 544	73 (92%); 328

TABLE II (Continued)

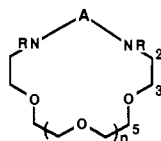
entry no.	R	other substituents	method	ref (yield)
553	Me	2,12-Ph <sub>2</sub>	from no. 546	73 (82%); 328
554	Me	2,12-(CH <sub>2</sub> Ph) <sub>2</sub>	from no. 549	73 (99%); 328
555	PhCH <sub>2</sub>		X	71 (63%)
556	PhCH <sub>2</sub>	2,12-( <i>i</i> -Pr) <sub>2</sub>	AA	80 (68%)
557	PhCH <sub>2</sub>	2,12-Ph <sub>2</sub>	Y(alk)	73, 328
558	PhCH <sub>2</sub>	2,12-(CH <sub>2</sub> Ph) <sub>2</sub>	Y(alk)	73 (77%); 328
			Y(alk)	73 (91%); 328

## H. Diaza-21-Crown-7



entry no.	formula	R structure	other substituents	method	ref (yield)
559	H	H		Z N/A	85 (38%); 112, 159 (85%); 169 301
560	H	H	17-CH <sub>2</sub> OH	AE	50 (73%)
561	H	H	17-CH <sub>2</sub> OH; 14,21-(O) <sub>2</sub>	AE	50 (81%)
562	H	H	17-CH <sub>2</sub> O-allyl; 14,21-(O) <sub>2</sub>	AE	50 (54%)
563	H	H	14,18,21-(O) <sub>3</sub>	P, other	329 (35%)
564	H	H	14,18,21-(O) <sub>3</sub> ; 20-CH <sub>2</sub> Ph	P	329 (28%)
565	CH <sub>3</sub>	Me		U from no. 577	141 (58%)
566	CH <sub>3</sub>	Me	14,18,21-(O) <sub>3</sub> ; 20-CH <sub>2</sub> Ph	P	282 (30%)
567	C <sub>2</sub> H <sub>3</sub> O <sub>2</sub>	HO <sub>2</sub> CCH <sub>2</sub>		Y(alk)	159 (10%)
568	C <sub>2</sub> H <sub>5</sub> O	HO(CH <sub>2</sub> ) <sub>2</sub>	14,21-(O) <sub>2</sub> ; 17,18-Me <sub>2</sub>	P	330
569	C <sub>6</sub> H <sub>5</sub> O	2-furanyl-CH <sub>2</sub>		Y(alk)	285
570	C <sub>6</sub> H <sub>6</sub> N	2-pyridinyl-CH <sub>2</sub>		Y(alk)	277, 286
571	C <sub>7</sub> H <sub>7</sub>	PhCH <sub>2</sub>		AA	80 (54%)
572	C <sub>7</sub> H <sub>7</sub>	PhCH <sub>2</sub>	5-CH <sub>2</sub> O-allyl	other	175 (31%)
573	C <sub>7</sub> H <sub>7</sub>	PhCH <sub>2</sub>	14,21-(O) <sub>2</sub>	P	75 (63%); 331
574	C <sub>7</sub> H <sub>7</sub>	PhCH <sub>2</sub>	14,21-(O) <sub>2</sub> ; 17,18-Me <sub>2</sub>	P	75 (59%); 331
575	C <sub>7</sub> H <sub>7</sub>	PhCH <sub>2</sub>	14,21-(O) <sub>2</sub> ; 17,18,18-Me <sub>3</sub>	P	331
576	C <sub>7</sub> H <sub>7</sub>	PhCH <sub>2</sub>	14,21-(O) <sub>2</sub> ; 17,17,18,18-Me <sub>4</sub>	P	331
577	C <sub>6</sub> H <sub>7</sub> O <sub>2</sub>	C <sub>6</sub> H <sub>5</sub> CH <sub>2</sub> CO <sub>2</sub>		as U	141 (34%)
578	C <sub>8</sub> H <sub>17</sub>	C <sub>8</sub> H <sub>17</sub>	17,18-Me <sub>2</sub>	P	130 (52%)
579	C <sub>8</sub> H <sub>17</sub>	C <sub>8</sub> H <sub>17</sub>	17,17,18,18-Me <sub>4</sub>	P	130 (43%)
580	C <sub>10</sub> H <sub>19</sub> O <sub>2</sub>	Me(CH <sub>2</sub> ) <sub>6</sub> CO <sub>2</sub> (CH <sub>2</sub> ) <sub>2</sub>	14,21-(O) <sub>2</sub> ; 17,18-Me <sub>2</sub>	from no. 568	330

## I. Diaza-Crowns with One Miscellaneous Bridge



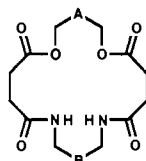
entry no.	A	R	n	other substituents	method	ref (yield)
581	nothing	Et	1		X, other N/A	187 (35% overall) 332
582	C=S	H	1		as AS N/A	333 (34%) 334, 335, 336
583	C=S	H	2		as AS N/A	334 (29%) 335
584	C=S	H	3		as AS N/A	334 335
585	C=S	Me	1		from no. 582	337 (49%); 338 (74%)
586	C=S	Me	2		from no. 583	338 (67%)
587	C=O	Me	1		from no. 582	339, 340 (85%)
588	C=O	Me	2		from no. 584	340 (87%)
589	(CH <sub>2</sub> ) <sub>2</sub>	H	0	1,10-Ts <sub>2</sub>	N/A	341
590	(CH <sub>2</sub> ) <sub>2</sub>	H	1		Z other	85 (32%) 101 (50%)
591	(CH <sub>2</sub> ) <sub>2</sub>	H	1	2,12-(O) <sub>2</sub>	other	101 (60%)
592	(CH <sub>2</sub> ) <sub>2</sub>	H	1	2,3;11,12-(cyclohexano) <sub>2</sub>	Z	85 (42%)
593	(CH <sub>2</sub> ) <sub>2</sub>	H	2		Z	85 (39%)
594	(CH <sub>2</sub> ) <sub>2</sub>	H	2	2,3;11,12-(cyclohexano) <sub>2</sub>	Z	85 (42%)
595	(CH <sub>2</sub> ) <sub>2</sub>	H	3		Z	112, 169
596	(CH <sub>2</sub> ) <sub>2</sub>	Me	2	8-CH <sub>2</sub> O-allyl	AE, other	175 (62%)
597	(CH <sub>2</sub> ) <sub>2</sub>	Et	2	8-CH <sub>2</sub> O-allyl	AA	175 (22%)
598	(CH <sub>2</sub> ) <sub>2</sub>	PhCH <sub>2</sub>	2	8-CH <sub>2</sub> O-allyl	AA	175 (21%)
599	(CH <sub>2</sub> ) <sub>2</sub>	Ph	0	2,9-(O) <sub>2</sub>	other	115 (80%)



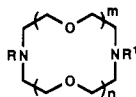
TABLE II (Continued)

entry no.	A	R	n	other substituents	method	ref (yield)
600	C(O)C(O)	H	0	3,8-(O) <sub>2</sub> ; 2,9-Ph <sub>2</sub>	P	342 (84%, 92%)
601	C(O)C(O)	H	1	3,11-(O) <sub>2</sub> ; 2,12-Ph <sub>2</sub>	P	342 (84%, 68%)
602	C(O)C(O)	H	2	3,14-(O) <sub>2</sub> ; 2,15-Ph <sub>2</sub>	P	342 (70%)
603	C(O)(CH <sub>2</sub> ) <sub>2</sub> C(O)	PhCH <sub>2</sub>	1		P	75 (11%)
604	(CH <sub>2</sub> ) <sub>2</sub> O(CH <sub>2</sub> ) <sub>2</sub>	H	2		Z	85 (11%); 169
605	(CH <sub>2</sub> ) <sub>2</sub> O(CH <sub>2</sub> ) <sub>2</sub>	H	3	2,6,14,18-(O) <sub>4</sub>	P	329 (11%)
606	C(O)CH <sub>2</sub> OCH <sub>2</sub> C(O)	H	2		P	329 (25%)
607	C(O)CH <sub>2</sub> OCH <sub>2</sub> C(O)	H	2	3,14-(O) <sub>2</sub> ; 2,15-Ph <sub>2</sub>	other	280
608	C(O)CH <sub>2</sub> OCH <sub>2</sub> C(O)	H	3	3,17-(O) <sub>2</sub> ; 2,18-Ph <sub>2</sub>	other	280
609	C(O)(CH <sub>2</sub> ) <sub>4</sub> C(O)	PhCH <sub>2</sub>	1		P	75 (25%)
610	CH <sub>2</sub> (CH <sub>2</sub> OCH <sub>2</sub> ) <sub>2</sub> CH <sub>2</sub>	H	2		N/A	327
					Z	169
					N/A	327
611	CH <sub>2</sub> (CH <sub>2</sub> OCH <sub>2</sub> ) <sub>2</sub> CH <sub>2</sub>	H	3		N/A	327
612	CH <sub>2</sub> (CH <sub>2</sub> OCH <sub>2</sub> ) <sub>2</sub> CH <sub>2</sub>	H	4	2,6,17,21-(O) <sub>4</sub>	P	329 (17%)
613	C(O)(CH <sub>2</sub> OCH <sub>2</sub> ) <sub>2</sub> C(O)	H	2	3,14-(O) <sub>2</sub> ; 2,15-Ph <sub>2</sub>	other	280 (42%)
614	C(O)CH <sub>2</sub> OCH <sub>2</sub> CO <sub>2</sub> CH <sub>2</sub> C(O)	H	2		P	329 (20%)
615	C(O)CH <sub>2</sub> O(CH <sub>2</sub> ) <sub>3</sub> OCH <sub>2</sub> C(O)	PhCH <sub>2</sub>	1		P	130 (52%)
616	(CH <sub>2</sub> ) <sub>2</sub> OCH <sub>2</sub> CH(OH)CH <sub>2</sub> O(CH <sub>2</sub> ) <sub>2</sub>	Et	0		from no. 628	175 (34%)
617	(CH <sub>2</sub> ) <sub>2</sub> OCH <sub>2</sub> C(=CH <sub>2</sub> )CH <sub>2</sub> O(CH <sub>2</sub> ) <sub>2</sub>	H	0		AC	161 (35%)
618	(CH <sub>2</sub> ) <sub>2</sub> OCH <sub>2</sub> C(=CH <sub>2</sub> )CH <sub>2</sub> O(CH <sub>2</sub> ) <sub>2</sub>	Et	0		AC	175 (67%)
619	(CH <sub>2</sub> ) <sub>2</sub> OCH <sub>2</sub> C(=CH <sub>2</sub> )CH <sub>2</sub> O(CH <sub>2</sub> ) <sub>2</sub>	PhCH <sub>2</sub>	0		AC	175 (63%)
620	C(O)CH <sub>2</sub> O(CH <sub>2</sub> ) <sub>4</sub> OCH <sub>2</sub> C(O)	PhCH <sub>2</sub>	1		P	130 (60%)
621	CH <sub>2</sub> (CH <sub>2</sub> OCH <sub>2</sub> ) <sub>3</sub> CH <sub>2</sub>	H	1		as A	141 (42%)
					N/A	327
622	CH <sub>2</sub> (CH <sub>2</sub> OCH <sub>2</sub> ) <sub>3</sub> CH <sub>2</sub>	Me	1		from no. 621	141 (92%)
623	CH <sub>2</sub> (CH <sub>2</sub> OCH <sub>2</sub> ) <sub>3</sub> CH <sub>2</sub>	Ts	1		as A	141 (10%)
624	CH <sub>2</sub> (CH <sub>2</sub> OCH <sub>2</sub> ) <sub>3</sub> CH <sub>2</sub>	Ts	1	3,11,15,23-(O) <sub>4</sub>	other	224 (12%)
625	CH <sub>2</sub> (CH <sub>2</sub> OCH <sub>2</sub> ) <sub>3</sub> CH <sub>2</sub>	H	5	2,6,20,24-(O) <sub>4</sub>	P	329 (19%)
626	C(O)CH <sub>2</sub> OCH <sub>2</sub> C(CH <sub>3</sub> ) <sub>2</sub> CH <sub>2</sub> OCH <sub>2</sub> C(O)	PhCH <sub>2</sub>	0		P	130 (43%)
627	(CH <sub>2</sub> ) <sub>2</sub> OCH <sub>2</sub> CH(O-allyl)CH <sub>2</sub> O(CH <sub>2</sub> ) <sub>2</sub>	Et	0		other	175 (31%)
628	(CH <sub>2</sub> ) <sub>10</sub>	C <sub>6</sub> H <sub>13</sub>	0	2,9-(O) <sub>2</sub>	N/A	115
629	CH <sub>2</sub> (CH <sub>2</sub> OCH <sub>2</sub> ) <sub>4</sub> CH <sub>2</sub>	H	1		N/A	327
630	CH <sub>2</sub> (CH <sub>2</sub> OCH <sub>2</sub> ) <sub>4</sub> CH <sub>2</sub>	H	2		N/A	327
631	CH <sub>2</sub> (CH <sub>2</sub> OCH <sub>2</sub> ) <sub>4</sub> CH <sub>2</sub>	Ts	2	3,14,19,30-(O) <sub>4</sub>	other	224 (11%)
632	C(O)CH <sub>2</sub> OCH(Bu)CHOCH <sub>2</sub> C(O)	PhCH <sub>2</sub>	1		P	130 (55%)
633	(CH <sub>2</sub> ) <sub>12</sub>	H	0		from no. 634	343 (49%)
634	(CH <sub>2</sub> ) <sub>12</sub>	H	0	2,9-(O) <sub>2</sub>	P	343 (90%)
635	(CH <sub>2</sub> ) <sub>12</sub>	PhCH <sub>2</sub>	0	2,9-(O) <sub>2</sub> ; 5,6-Me <sub>2</sub>	P	75 (55%)

## J. Diaza-Crowns with Butylene Bridges



entry no.	A	B	method	ref (yield)
636	CH <sub>2</sub>	(CH <sub>2</sub> ) <sub>2</sub>	P	329 (21%)
637	CMe <sub>2</sub>	(CH <sub>2</sub> ) <sub>2</sub>	P	329 (22%)
638	CH <sub>2</sub>	(CH <sub>2</sub> ) <sub>4</sub>	P	329 (25%)
639	CMe <sub>2</sub>	(CH <sub>2</sub> ) <sub>4</sub>	P	329 (23%)
640	CH <sub>2</sub>	(CH <sub>2</sub> ) <sub>6</sub>	P	329 (20%)
641	CMe <sub>2</sub>	(CH <sub>2</sub> ) <sub>6</sub>	P	329 (16%)
642	CH <sub>2</sub>	CH <sub>2</sub> OCH <sub>2</sub>	P	329 (26%)
643	CMe <sub>2</sub>	CH <sub>2</sub> OCH <sub>2</sub>	P	329 (19%)
644	CMe <sub>2</sub>	(CH <sub>2</sub> OCH <sub>2</sub> ) <sub>2</sub>	P	329 (17%)
645	CH <sub>2</sub> OCH <sub>2</sub>	CH <sub>2</sub> OCH <sub>2</sub>	P	329 (31%)
646	(CH <sub>2</sub> OCH <sub>2</sub> ) <sub>2</sub>	(CH <sub>2</sub> OCH <sub>2</sub> ) <sub>2</sub>	P	329 (9%)
647	(CH <sub>2</sub> OCH <sub>2</sub> ) <sub>3</sub>	(CH <sub>2</sub> OCH <sub>2</sub> ) <sub>3</sub>	P	329 (12%)

K. Diaza-Crowns (R and R<sup>1</sup> Different)

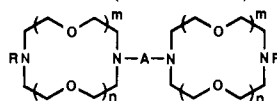
entry no.	R	R <sup>1</sup>	m	n	other substituents	method	ref (yield)
648	HO(CH <sub>2</sub> ) <sub>2</sub>	Me(CH <sub>2</sub> ) <sub>6</sub> CO <sub>2</sub> (CH <sub>2</sub> ) <sub>2</sub>	2	3	14,21-(O) <sub>2</sub> ; 17,18-Me <sub>2</sub>	from no. 568	330
649	C <sub>11</sub> H <sub>25</sub> C(O)	HO <sub>2</sub> CCH <sub>2</sub>	2	4		Y(alk)	327 (11%)
650	C <sub>11</sub> H <sub>25</sub> C(O)	HO <sub>2</sub> (CH <sub>2</sub> ) <sub>2</sub>	3	3		Y(alk)	327 (14%)
651	C <sub>8</sub> H <sub>13</sub> CH(Me)C(O)	HO <sub>2</sub> CCH <sub>2</sub>	3	4		Y(alk)	327 (12%)
652	C <sub>11</sub> H <sub>25</sub> C(O)	HO <sub>2</sub> CCH <sub>2</sub>	2	5		Y(alk)	327 (10%)
653	C <sub>14</sub> H <sub>29</sub> C(O)	HO <sub>2</sub> C(CH <sub>2</sub> ) <sub>3</sub>	4	4		Y(alk)	327 (16%)

TABLE II (Continued)

## L. Miscellaneous Diaza-Crowns

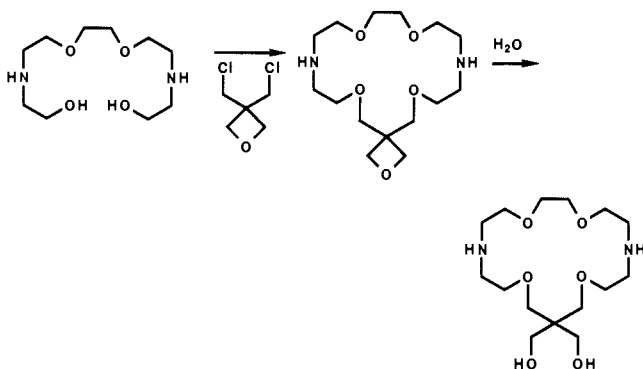
entry no.	structure	<i>n</i>	method	ref (yield)
654			other	344 (60%)
655			other	280 (53%)
656			other	123 (35%)
657		0	AD	79 (30%)
658		1	AD	79 (22%)
659			from no. 648	330
660		2	Q	98 (76%)
661		3	Q	98 (66%)
662			Q	98 (50%)

## M. Bis(diaza-crowns)

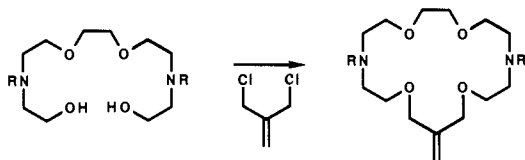


entry no.	A	R	<i>n</i>	<i>m</i>	method	ref (yield)
663	(CH <sub>2</sub> ) <sub>2</sub>	H	1	1	from no. 664	88 (85%)
664	(CH <sub>2</sub> ) <sub>2</sub>	PhCH <sub>2</sub>	1	1	from no. 288	276 (85%)
665	(CH <sub>2</sub> ) <sub>2</sub>	H	1	1	from no. 288	88, 276
666	C(O)(CH <sub>2</sub> ) <sub>7</sub> C(O)	H	1	1	from no. 666	274 (76%)
667	C(O)(CH <sub>2</sub> ) <sub>7</sub> C(O)	<i>t</i> -BuO <sub>2</sub> C	1	1	from no. 667	274 (86%)
668	CH <sub>2</sub> CH(CH <sub>2</sub> Ph)CH <sub>2</sub>	H	1	1	from no. 287	274 (74%)
669	CH <sub>2</sub> CH(CH <sub>2</sub> Ph)CH <sub>2</sub>	Ts	1	1	from no. 669	265
670	CH <sub>2</sub> -4-C <sub>6</sub> H <sub>4</sub> -4-C <sub>6</sub> H <sub>4</sub> CH <sub>2</sub>	Ts	1	1	as L from no. 289	265 (78%)
671	CH <sub>2</sub> -4-C <sub>6</sub> H <sub>4</sub> -4-C <sub>6</sub> H <sub>4</sub> CH <sub>2</sub>	H	1	1	from no. 671	274 (94%)
672	CH <sub>2</sub> -4-C <sub>6</sub> H <sub>4</sub> -4-C <sub>6</sub> H <sub>4</sub> CH <sub>2</sub>	<i>t</i> -BuO <sub>2</sub> C	1	1	from no. 287	274 (23%)
673	CH <sub>2</sub> CH(C <sub>18</sub> H <sub>33</sub> )CH <sub>2</sub>	H	1	1	from no. 673	265
674	CH <sub>2</sub> CH(C <sub>18</sub> H <sub>33</sub> )CH <sub>2</sub>	Ts	1	1	as L from no. 289	265 (72%)
675	CH <sub>2</sub> (CH <sub>2</sub> OCH <sub>2</sub> ) <sub>2</sub> CH <sub>2</sub>	H	2	1	from no. 675	274 (66%); 290
676	C(O)CH <sub>2</sub> O(CH <sub>2</sub> ) <sub>2</sub> OCH <sub>2</sub> C(O)	H	2	1	from no. 676	274 (84%)
677	C(O)CH <sub>2</sub> O(CH <sub>2</sub> ) <sub>2</sub> OCH <sub>2</sub> C(O)	<i>t</i> -BuO <sub>2</sub> C	2	1	from no. 334	274 (74%)
678	CH <sub>2</sub> (CHOH) <sub>2</sub> CH <sub>2</sub>	H	2	2	from no. 678	260 (60%)
679	CH <sub>2</sub> (CHOH) <sub>2</sub> CH <sub>2</sub>	PhCH <sub>2</sub> O <sub>2</sub> C	2	2	from no. 534	260 (60%)

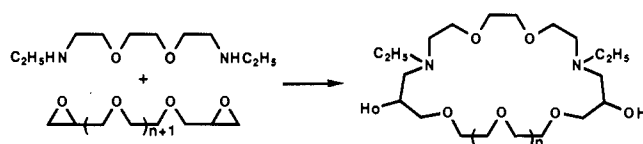
used to immobilize the crown onto silica gel<sup>16,49,87,170,171</sup> and to make more complex compounds such as the lariat crown ethers.<sup>71</sup> The easiest method to attach a functional group is through one of the ring nitrogen atoms. Those types of reactions are shown in method Y. Functionalized diaza-crowns, where the functional group is attached to a ring carbon atom, also have been synthesized. Krespan was one of the first to prepare a functionalized diaza-crown when he synthesized a bis(hydroxymethyl)diaza-19-crown-6 (method AB).<sup>83,172</sup>

**Method AB**

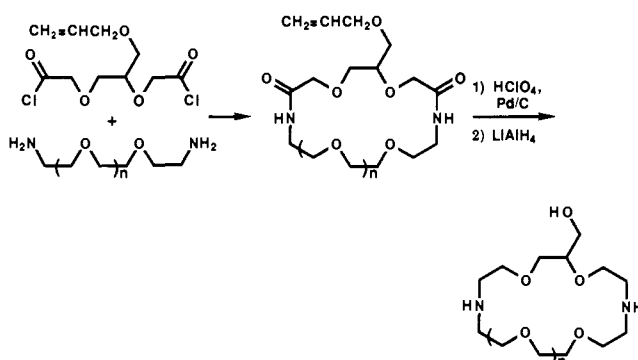
Tomoi and co-workers and, more recently, Bradshaw and co-workers have prepared similar diaza-crowns but containing an exo-methylene group (method AC),<sup>161,162,173-175</sup> which can be easily converted into a hydroxy compound by hydroboration.<sup>173</sup>

**Method AC**

Okahara and co-workers prepared some diaza-crowns containing two hydroxy functions by reacting a diamine with a bisepoxide (method AD).<sup>79</sup>

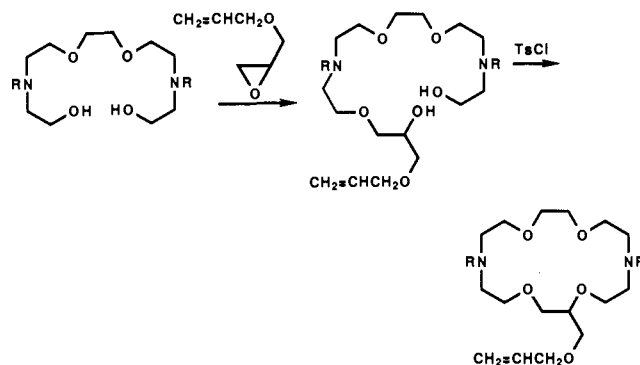
**Method AD**

Three hydroxymethyl-substituted diaza-crown compounds were prepared by Bartsch and co-workers using method P but with an (allyloxy)methyl substituent on the diacid chloride (method AE).<sup>50</sup> The starting (al-

**Method AE**

lyloxy)methyl-substituted diacid chloride was prepared in three steps. The purification of the diacid was difficult because it polymerized during distillation. The cyclization step also required high-dilution techniques. Cinquini used methods AE and Y to prepare diaza-crowns containing long-chain lipophilic substituents on both a ring carbon and the two ring nitrogens.<sup>47</sup>

Bradshaw and co-workers reported a more convenient method to prepare the (allyloxy)methyl-substituted diaza-crown compounds (method AF).<sup>49</sup> Their method,

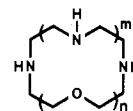
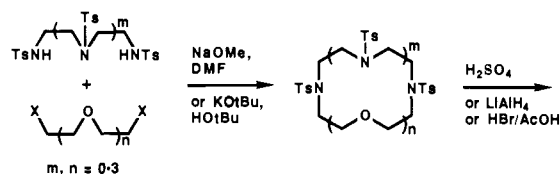
**Method AF**

using the Okahara ring-closure procedure, gave a good overall yield of *N,N'*-dialkyl-substituted (allyloxy)-methyl-diaza-18-crown-6 and can be applied to the synthesis of other similar diaza-crown ethers.<sup>175</sup>

A listing of diaza-crowns is given in Table II.

**C. Polyaza-Crowns (Table III)**

Richman and Atkins as well as Vögtle and co-workers have prepared a number of polyaza-crown compounds by reacting the appropriate *per-p*-toluenesulfonamide derivative of a polyamine with the ditosylate derivative of an oligoethylene glycol (method AG).<sup>94,95,164,176,177</sup>

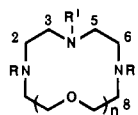
**Method AG**

They were able to prepare polyaza-crowns with different ring sizes and numbers of oxygen and nitrogen atoms. Different methods to remove the *N*-tosyl blocking groups were tried, including HBr/phenol, H<sub>2</sub>SO<sub>4</sub>, LiAlH<sub>4</sub>/THF, and NaAlH<sub>2</sub>(OCH<sub>2</sub>CH<sub>2</sub>OCH<sub>3</sub>)<sub>2</sub>.<sup>164</sup> The yields of this last step varied as a function of the number of tosyl groups and the size of the macrocycle. With a triaza-12-crown-4, it was found that HBr/phenol was the best detosylating reagent followed by H<sub>2</sub>SO<sub>4</sub> and LiAlH<sub>4</sub>.<sup>164</sup>

Tabushi and co-workers reported a general synthetic procedure to prepare the polyaza-crown compounds by reacting a polyamine and the dimethyl ester of an oligoglycolic acid followed by reduction of the resulting cyclic diamide (method AH).<sup>136,137,178</sup> This method uses

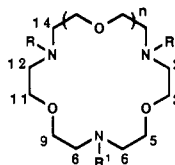
TABLE III. Polyaza-Crowns

## A. 1,4,7-Triaza-Crowns



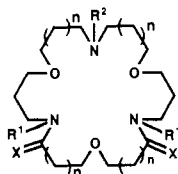
entry no.	R = R <sup>1</sup>	R <sup>1</sup>	other substituents	n	method	ref (yield)
679	H			1	N/A	306
680	H		8,9:17,18-(cyclohexano) <sub>2</sub>	3	Z	85 (27%)
681	H		8,9:20,21-(cyclohexano) <sub>2</sub>	4	Z	85 (21%)
682	Et	(CH <sub>2</sub> CH <sub>2</sub> O) <sub>2</sub> H		2	AN	346 (68%)
683	HO(CH <sub>2</sub> ) <sub>2</sub>			1	as K	306, 345
684	MeO(CH <sub>2</sub> ) <sub>2</sub>			1	other	345 (20–25%)
685	Ts			1	AG	100 (65–83%)
686	Ts			2	AG	100 (80%)

## B. Triaza-18-Crown-6 and Triaza-21-Crown-7



entry no.	R	R <sup>1</sup>	other substituents	n	method	ref (yield)
687	H	H		1	AK	131 (75%)
688	H	Ts		1	N/A	347
					AK	131 (98%); 206
689	H	Ts	2,12-(O) <sub>2</sub>	1	N/A	182, 185
					AK	131 (70%)
690	Me	H		1	N/A	185
					as AK	185 (90%)
691	Me	Me		1	from no. 693	185
					N/A	182, 348
692	Me	Et		1	other	206
					N/A	185, 347
693	Me	Ts		1	N/A	185
					AK	185 (90%)
694	Me	Ts	2,12-(O) <sub>2</sub>	1	other	185
					AK	185 (78%)
695	Me	Et <sub>3</sub> <sup>+</sup> NCH <sub>2</sub> C <sub>6</sub> H <sub>4</sub> CH <sub>2</sub>		1	from no. 696	185 (15% salt)
696	Me	Et <sub>3</sub> <sup>+</sup> NCH <sub>2</sub> C <sub>6</sub> H <sub>4</sub> C(O)		1	from no. 690	185 (50%)
697	Me	4-(tetrazac-CH <sub>2</sub> )C <sub>6</sub> H <sub>4</sub> CH <sub>2</sub>		1	from no. 698	185 (70%)
698	Me	4-(tetrazac-CH <sub>2</sub> )C <sub>6</sub> H <sub>4</sub> C(O)		1	from no. 690	185 (35%)
699	Et	PhCH <sub>2</sub>		1	AM	81 (73%, 24% overall)
700	Et	PhCH <sub>2</sub>	17-CH <sub>2</sub> O-allyl	2	AM	81
701	HO <sub>2</sub> CCH <sub>2</sub>	Ts	3,11-(O) <sub>2</sub>	0	as BC	198 (30%)
702	Et	HO(CH <sub>2</sub> ) <sub>2</sub> O(CH <sub>2</sub> ) <sub>2</sub>		2	AM	346 (45%)
703	Et	HO(CH <sub>2</sub> ) <sub>2</sub> O(CH <sub>2</sub> ) <sub>2</sub>	17-CH <sub>2</sub> O-allyl	2	AM	346 (42%)
704	Et	PhCH <sub>2</sub>	14,18-(O) <sub>2</sub>	1	AM	81

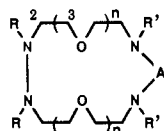
## C. Triaza-Crowns with Propylene Bridges



entry no.	n	R <sup>1</sup>	R <sup>2</sup>	X	method	ref (yield)
705	0	H	H	H <sub>2</sub>	AR	90 (55%)
706	0	Me	Me	H <sub>2</sub>	AR	90 (57%)
707	0	H	Ts	H <sub>2</sub>	AR	90 (94%)
708	0	H	Ts	O	AR	90 (45%)
709	1	H	H	H <sub>2</sub>	AR	90 (46% HCl)
710	1	Me	Me	H <sub>2</sub>	AR	90 (42%)
711	1	H	Ts	H <sub>2</sub>	AR	90 (96%)
712	1	H	Ts	O	AR	90 (27%)
713	1	4-HO <sub>2</sub> CC <sub>6</sub> H <sub>4</sub> C(O)	Ts	H <sub>2</sub>	from no. 714	90 (100%)
714	1	4-MeO <sub>2</sub> CC <sub>6</sub> H <sub>4</sub> C(O)	Ts	H <sub>2</sub>	from no. 711	90 (84%)
715	1	4-ClC(O)C <sub>6</sub> H <sub>4</sub> C(O)	Ts	H <sub>2</sub>	from no. 713	90
716	1	4-HO <sub>2</sub> CC <sub>6</sub> H <sub>4</sub> C(O)	4-HO <sub>2</sub> CC <sub>6</sub> H <sub>4</sub> C(O)	H <sub>2</sub>	from no. 717	90 (100%)
717	1	4-MeO <sub>2</sub> CC <sub>6</sub> H <sub>4</sub> C(O)	4-MeO <sub>2</sub> CC <sub>6</sub> H <sub>4</sub> C(O)	H <sub>2</sub>	from no. 709	90 (87%)
718	1	4-ClC(O)C <sub>6</sub> H <sub>4</sub> C(O)	4-ClC(O)C <sub>6</sub> H <sub>4</sub> C(O)	H <sub>2</sub>	from no. 716	90

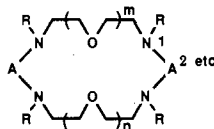
TABLE III (Continued)

## D. Tetraaza-Crowns Containing the Hydrazine Moiety

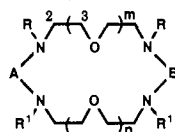


entry no.	R	R <sup>1</sup>	A	other substituents	n	method	ref (yield)
719	Et	Et	nothing		3	other	187 (8)
						N/A	332
720	Et	Et	C(O)CH <sub>2</sub> OCH <sub>2</sub> C(O)		1	AM	187
721	Et	Et	(CH <sub>2</sub> ) <sub>2</sub> O(CH <sub>2</sub> ) <sub>2</sub>		1	AM	187 (48%); 332
722	Et	Et	CH <sub>2</sub> C(=CH <sub>2</sub> )CH <sub>2</sub>		1	AM	187 (48%); 332
723	PhCH <sub>2</sub>	Et	CH <sub>2</sub> C(=CH <sub>2</sub> )CH <sub>2</sub>		1	AM	332 (50%)
724	Et	PhCH <sub>2</sub>	CH <sub>2</sub> (CH <sub>2</sub> OCH <sub>2</sub> ) <sub>2</sub> CH <sub>2</sub>		1	AO	187 (71%); 332
725	Et	PhCH <sub>2</sub>	CH <sub>2</sub> (CH <sub>2</sub> OCH <sub>2</sub> ) <sub>2</sub> CH <sub>2</sub>	2,15-(O) <sub>2</sub>	1	AO	187
726	Et	Et	(CH <sub>2</sub> ) <sub>2</sub> OCH(CH <sub>2</sub> O-allyl)CH <sub>2</sub> O(CH <sub>2</sub> ) <sub>2</sub>		1	AM	187 (50%); 332

## E. Tetraaza-Crowns with Miscellaneous Bridges



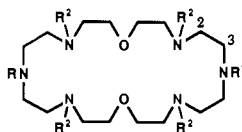
entry no.	R	A	m	n	other substituents	method	ref (yield)
727	H	C=O	1	1		from no. 735	394 (87%)
728	H	C=O	2	2		from no. 739	394 (93%)
729	Me	C=O	1	1		from no. 735	340 (82%)
730	Me	C=O	2	2		from no. 739	339, 340 (81%)
731	H	C=S	0	1		AS	189 (86%)
732	H	C=S	0	2		AS	189 (80%)
733	H	C=S	0	3		AS	189 (75%)
734	H	C=S	0	4		AS	189 (65%)
735	H	C=S	1	1		AS	189 (75%)
						N/A	335, 349
						other	336
736	H	C=S	1	2		AS	189 (75%)
737	H	C=S	1	3		AS	189 (68%)
738	H	C=S	1	4		AS	189 (70%)
739	H	C=S	2	2		AS	189 (66%)
						N/A	335, 349
						other	336
740	H	C=S	2	3		AS	189 (69%)
741	H	C=S	2	4		AS	189 (47%)
742	H	C=S	3	3		AS	189 (49%)
						N/A	349
743	H	C=S	3	4		AS	189 (55%)
744	H	C=S	4	4		AS	189 (40%)
745	Me	C=S	2	2		from no. 739	337 (54%)
746	H	(CH <sub>2</sub> ) <sub>2</sub>	1	1		AG	101 (25%)
						N/A	350
747	H	(CH <sub>2</sub> ) <sub>2</sub> O(CH <sub>2</sub> ) <sub>2</sub>	1	1	2,6,9,14,18,23-(O) <sub>6</sub> ; 8,12,20,24-(s-Bu) <sub>4</sub>	other	351 (24%)
748	H	(CH <sub>2</sub> ) <sub>2</sub> O(CH <sub>2</sub> ) <sub>2</sub>	1	1	2,6,9,14,18,23-(O) <sub>6</sub> ; 8,12,20,24-(CH <sub>2</sub> Ph) <sub>4</sub>	other	344 (9%)
749	PhCH <sub>2</sub>	(CH <sub>2</sub> ) <sub>2</sub>	2	2	5,12,16,23-(O) <sub>4</sub>	other	115 (10%)
750	PhCH <sub>2</sub>	(CH <sub>2</sub> ) <sub>2</sub>	1	1		AQ	188 (41%)
751	Ts	(CH <sub>2</sub> ) <sub>2</sub>	1	1		AG	101 (30-40%)

F. Tetraaza-Crowns with Miscellaneous Bridges (R and R<sup>1</sup> Different)

entry no.	R	R <sup>1</sup>	A	B	m	n	other substituents	method	ref (yield)
752	Me	Ts	(CH <sub>2</sub> ) <sub>2</sub>	(CH <sub>2</sub> ) <sub>2</sub>	1	1		as Q	289 (52%)
753	Me	Ts	(CH <sub>2</sub> ) <sub>2</sub>	(CH <sub>2</sub> ) <sub>2</sub>	1	2		as Q	289 (40%)
754	Et	Me	(CH <sub>2</sub> ) <sub>2</sub> O(CH <sub>2</sub> ) <sub>2</sub>	(CH <sub>2</sub> ) <sub>2</sub> O(CH <sub>2</sub> ) <sub>2</sub>	2	0	5-CH <sub>2</sub> O-allyl	AN	81 (48%, 20% overall)
755	Et	Bu	(CH <sub>2</sub> ) <sub>2</sub> O(CH <sub>2</sub> ) <sub>2</sub>	(CH <sub>2</sub> ) <sub>2</sub> O(CH <sub>2</sub> ) <sub>2</sub>	2	1	5-CH <sub>2</sub> O-allyl	AN	81
756	Et	PhCH <sub>2</sub>	(CH <sub>2</sub> ) <sub>2</sub> O(CH <sub>2</sub> ) <sub>2</sub>	(CH <sub>2</sub> ) <sub>2</sub> O(CH <sub>2</sub> ) <sub>2</sub>	2	1	5-CH <sub>2</sub> O-allyl	AN	81
757	Et	PhCH <sub>2</sub>	(CH <sub>2</sub> ) <sub>2</sub> O(CH <sub>2</sub> ) <sub>2</sub>	(CH <sub>2</sub> ) <sub>2</sub> O(CH <sub>2</sub> ) <sub>2</sub>	2	2	5-CH <sub>2</sub> O-allyl	AN	81
758	OH	H	(CH <sub>2</sub> ) <sub>2</sub> C(O)	C(O)(CH <sub>2</sub> ) <sub>2</sub>	2	2		from no. 763	352 (25%)
759	H	Ts	(CH <sub>2</sub> ) <sub>2</sub> C(O)	C(O)(CH <sub>2</sub> ) <sub>2</sub>	2	2		as P	352 (56%)
760	OH	Ts	(CH <sub>2</sub> ) <sub>2</sub> C(O)	C(O)(CH <sub>2</sub> ) <sub>2</sub>	2	2		from no. 762	352 (6%)
761	OH	HO <sub>2</sub> CCH <sub>2</sub>	(CH <sub>2</sub> ) <sub>2</sub> C(O)	C(O)(CH <sub>2</sub> ) <sub>2</sub>	2	2		from no. 758	352 (28%)
762	SiMe <sub>3</sub>	Ts	(CH <sub>2</sub> ) <sub>2</sub> C(O)	C(O)(CH <sub>2</sub> ) <sub>2</sub>	2	2		from no. 759	352
763	PhCH <sub>2</sub> O	Ts	(CH <sub>2</sub> ) <sub>2</sub> C(O)	C(O)(CH <sub>2</sub> ) <sub>2</sub>	2	2		as P	352 (26%)

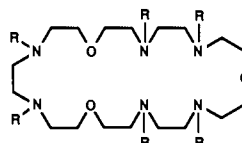
TABLE III (Continued)

## G. Hexaaza-24-Crown-8



entry no.	R	R <sup>1</sup>	R <sup>2</sup>	method	ref (yield)
764	H	H	H	AI AJ N/A	183 (75%) 183 (90%) 179, 353, 354, 335, 356, 357, 358
765	H	H	Ts	AI AJ N/A	183 (75%) 2 (56%) 358
766	HO(CH <sub>2</sub> ) <sub>2</sub>	H	H	from no. 775	2 (64%)
767	H <sub>2</sub> N(CH <sub>2</sub> ) <sub>2</sub>	H	H	from no. 777	2 (71%)
768	HS(CH <sub>2</sub> ) <sub>2</sub>	H	H	from no. 781	2 (65%)
769	H <sub>2</sub> O <sub>3</sub> P	H	H	from no. 764	354, 357
770	H	Ts	Ts	from no. 784 N/A	2 (82%) 179
771	9-acridinyl-NH(CH <sub>2</sub> ) <sub>3</sub>	H	H	from no. 786	179 (90%)
772	Me	Me	Me	from no. 764 N/A	353 (71%) 355
773	HO(CH <sub>2</sub> ) <sub>2</sub>	HO(CH <sub>2</sub> ) <sub>2</sub>	H	from no. 774	2 (61%)
774	HO(CH <sub>2</sub> ) <sub>2</sub>	HO(CH <sub>2</sub> ) <sub>2</sub>	Ts	from no. 765	2 (77%)
775	HO(CH <sub>2</sub> ) <sub>2</sub>	Ts	Ts	from no. 770	2 (57%)
776	H <sub>2</sub> N(CH <sub>2</sub> ) <sub>2</sub>	H <sub>2</sub> N(CH <sub>2</sub> ) <sub>2</sub>	H	from no. 779	2 (72%)
777	TsNH(CH <sub>2</sub> ) <sub>2</sub>	Ts	Ts	from no. 770	2 (98%)
778	H <sub>2</sub> N(CH <sub>2</sub> ) <sub>3</sub>	Ts	Ts	from no. 782	179 (61%)
779	TsNH(CH <sub>2</sub> ) <sub>2</sub>	TsNH(CH <sub>2</sub> ) <sub>2</sub>	Ts	from no. 765	2 (88%)
780	HS(CH <sub>2</sub> ) <sub>2</sub>	HS(CH <sub>2</sub> ) <sub>2</sub>	Ts	from no. 765	2 (70%)
781	HS(CH <sub>2</sub> ) <sub>2</sub>	Ts	Ts	from no. 770	2 (68%)
782	CN(CH <sub>2</sub> ) <sub>2</sub>	Ts	Ts	from no. 770	179 (94%)
783	PhC(O)	PhC(O)	Ts	AJ	2 (53%)
784	PhC(O)	Ts	Ts	AJ	2 (55%)
785	Ts	Ts	Ts	AJ	183
786	9-acrylidinyl-NH(CH <sub>2</sub> ) <sub>3</sub>	Ts	Ts	from no. 778	179 (44%)

## H. Hexaaza-27-Crown-9



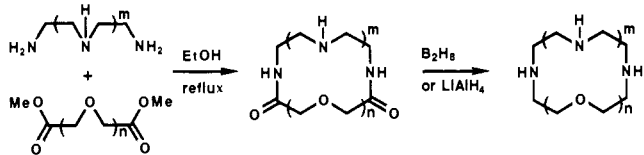
entry no.	R	method	ref (yield)
787	H	from no. 788 N/A	181 (90% HBr); 359 (90%) 353, 355, 360
788	Ts	AG, other N/A	181, 359 (65%) 361

## I. Miscellaneous Polyaza-Crowns

entry no.	structure	n	method	ref (yield)
789		3	other	362
790		4	other	362
791			N/A	363

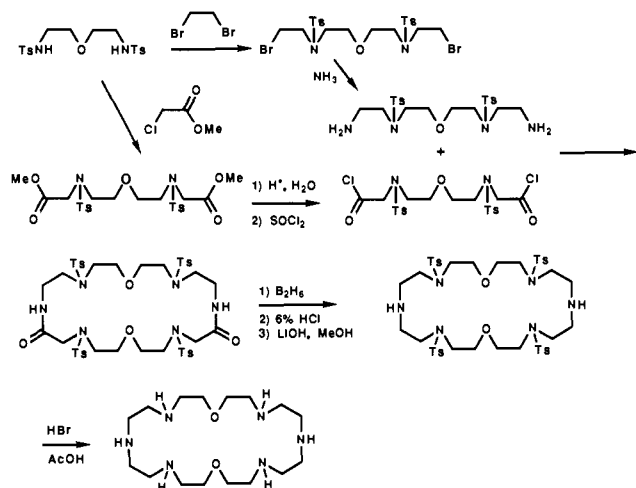
readily available starting materials and does not require high-dilution techniques.

#### Method AH



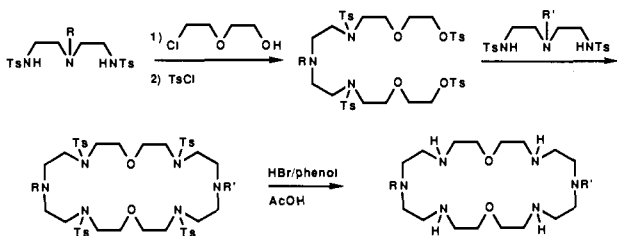
Lehn and co-workers used a number of methods to prepare some interesting polyaza-oxa-crown compounds.<sup>2,5,131,179-184</sup> These authors used many steps to elaborate a bis(*p*-toluenesulfonamide) derivative of a diamino ether to form [24]N<sub>6</sub>O<sub>2</sub> crowns (method AI).<sup>183,184</sup> In the process, a diacid chloride-diamine

#### Method AI



reaction was used to close the ring, followed by reduction and desotylation. Although the yield for each step was reasonable, the use of many steps greatly reduces the overall yield of polyaza-crowns. This procedure allows the preparation of polyaza-crowns with some of the ring nitrogen atoms blocked. A somewhat similar sequence to form the same crown by a shorter route is shown in method AJ.<sup>183</sup> This method does not require

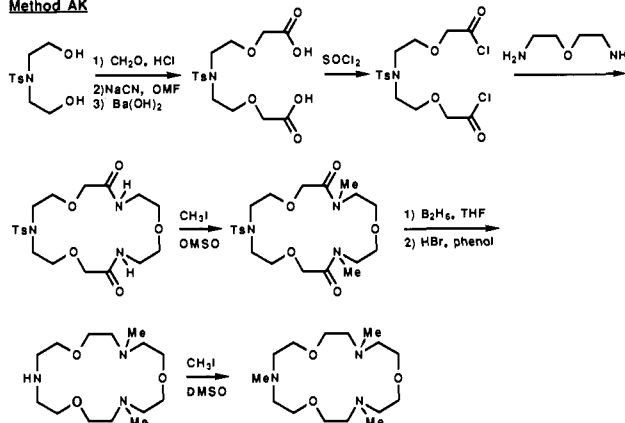
#### Method AJ



the cyclic diamide formation-reduction procedure of method AI but does require a desotylation step to form [24]N<sub>6</sub>O<sub>2</sub> crowns. The tosyl groups greatly add to the molecular weight of the starting materials and intermediates so that large quantities (by weight) of these materials must be used to obtain reasonable amounts of the final products. These authors also prepared a [27]N<sub>6</sub>O<sub>3</sub> crown by method AG.<sup>181</sup>

A different procedure was used by Lehn and co-workers to prepare the triaza-18-crown-6 compounds (method AK).<sup>180</sup> This method uses the *p*-toluene-

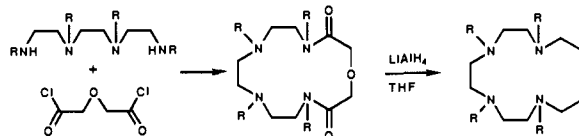
#### Method AK



sulfonamide derivative of diethanolamine as a starting material as shown. The methylation and reduction-desotylation steps shown in the middle of the sequence can be reversed. Schmidtchen reported the same synthesis of the [18]N<sub>3</sub>O<sub>3</sub> crowns in 12 steps.<sup>185</sup>

Pelissard and Louis prepared *N,N',N'',N'''*-tetramethyltetraaza-15-crown-5 (or its tetraethyl analogue) by reacting the tetramethyltriethylene tetraamine (or its tetraethyl analogue) with diglycolyl dichloride followed by reduction (method AL).<sup>186</sup> Although this

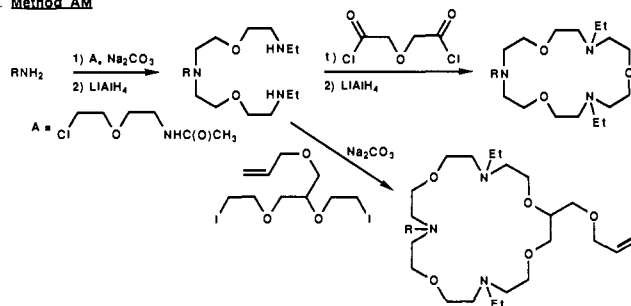
#### Method AL



procedure circumvents the high molecular weights and blocking group removal problems of the *N*-tosyl groups, it is still necessary to apply high-dilution techniques. The final polyaza-crowns contain *N*-alkyl groups but for many applications, the *N*-alkyl groups are useful. For example, complexation of metal and organic ammonium cations by the *N*-alkyl-substituted aza-crowns is about the same as complexation by the non-*N*-alkyl-substituted aza-crowns.<sup>6</sup>

Krakowiak, Bradshaw, and Izatt have developed more convenient methods to prepare the *N*-alkyl-substituted triaza- and tetraaza-crown compounds.<sup>81,82</sup> *N*-[2-(2-Chloroethoxy)ethyl]acetamide is the key reactant in the new methods. Method AM shows that 2 mol of the key

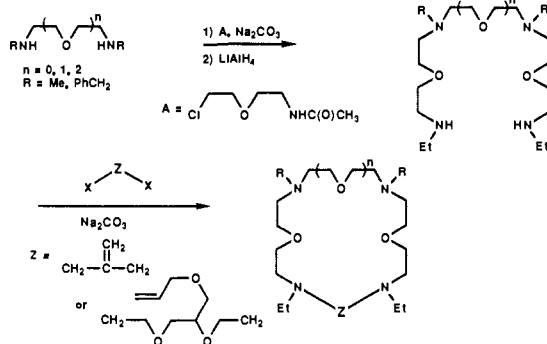
#### Method AM



reactant can be added to a primary amine followed by a diacid chloride and reduction to form the symmetrical triaza-18-crown-6 in four steps from compound A. The intermediate triamine of method AM can also be reacted with a dihalide to form another triaza-crown as shown. Compound A of method AM was also reacted

with  $N,N'$ -dialkyloligoethylenediamine to form an oligoethylenetetraamine, which was reacted with a diiodide to form a tetraaza-crown (method AN).<sup>81</sup> These

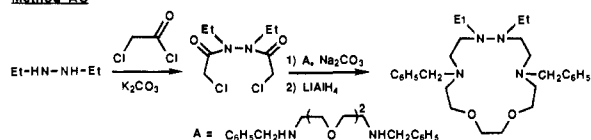
#### Method AN



methods allow the synthesis of tri- and tetraaza-crowns in a few number of steps with good overall yields (30–40%) and with the possibility of having two different functional groups in the macrocycle.

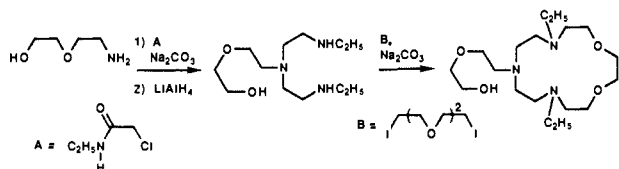
New aza-crowns containing the hydrazine moiety have been prepared by method AM except a hydrazine starting material rather than an amine was used.<sup>187</sup> 1,2-Diethylhydrazine was also reacted with chloroacetyl chloride followed by a diamine and reduction as another procedure to prepare the new hydrazino-crowns (method AO).<sup>187</sup>

#### Method AO



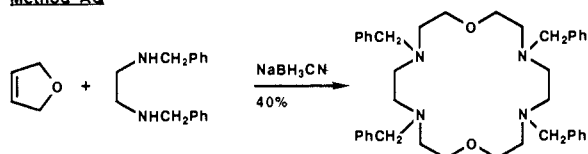
As discussed previously, monofunctionalized aza-crowns are important intermediates for bonding the aza-crowns to solid supports. A new method to prepare  $N$ -(hydroxyalkyl)polyaza-crowns and cyclams has been studied (method AP).<sup>82</sup> The pendant hydroxy groups are not ionized by the sodium carbonate base so that the nucleophilic reactions take place on nitrogen.

#### Method AP



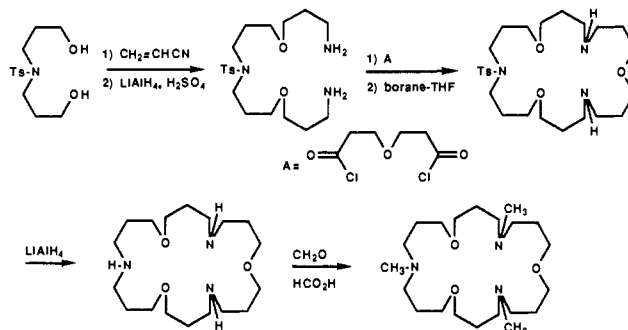
Kawaguchi and Ohashi reported a one-step procedure to prepare a symmetrical tetraaza-18-crown-6 compound (method AQ).<sup>188</sup>

#### Method AQ



Sutherland and co-workers prepared symmetrical crown ethers with propylene or mixed propylene and ethylene bridges.<sup>90</sup> They used an  $N$ -tosylamino glycol which was described in section II.C. The glycol was reacted with acrylonitrile followed by reduction to give a triamine that was used to build the crown ethers (method AR). A triaza-crown containing both ethylene

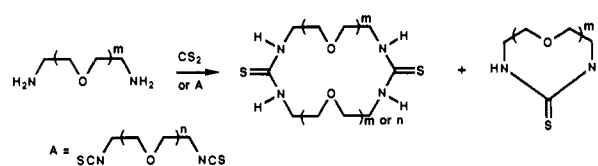
#### Method AR



and propylene bridges was prepared in a similar manner by using ( $N$ -tosylamino)diethanol rather than the ( $N$ -tosylamino)dipropanol and diacid chloride used in method AR.

Tetraaza-crown ethers were obtained by Bogatsky and co-workers starting from derivatives of diamines and carbon disulfide or an isothiocyanate (method AS).<sup>189</sup>

#### Method AS



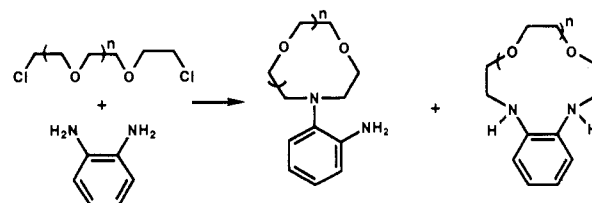
A listing of polyaza-crowns is given in Table III.

## D. Benzoaza-Crowns (Table IV)

### 1. One Benzo Unit

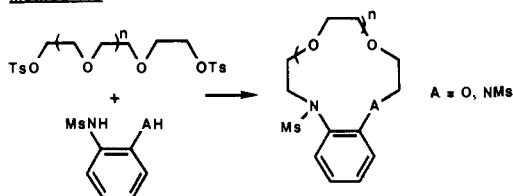
A number of benzoaza-crowns have been prepared. This section will present specific methods for the synthesis of aza-crowns with one and more benzo groups. Benzoaza-crowns with one nitrogen atom in the ring were first reported by Lockhart and co-workers in 1973<sup>147</sup> and by Pedersen and Bromels.<sup>190</sup> Lockhart reacted 2-hydroxyaniline with a series of dihalides to obtain both  $N$ -(2-hydroxyphenyl)aza-crowns and benzoaza-crowns (method G, section IV.A). Pedersen and Bromels, using the same starting materials, produced benzoaza-15-crown-5 and benzoaza-18-crown-6 in *tert*-butyl alcohol.<sup>190</sup> Lockhart and co-workers obtained both a monoaza- and a diaza-crown from 1,2-diaminobenzene (method AT).<sup>147,148</sup>

#### Method AT

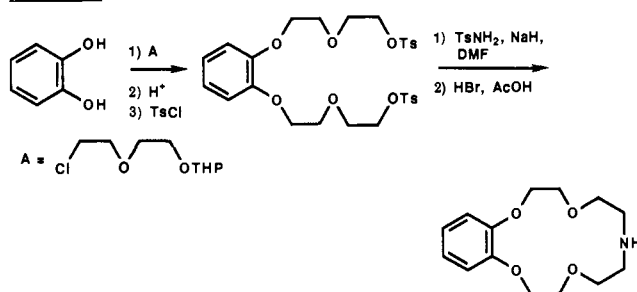


Högberg and Cram made a series of benzoaza- and benzodiazacrowns from the methanesulfonamide derivative of 1,2-diaminobenzene or 2-hydroxyaniline (method AU).<sup>191</sup> The monoaza product (where A = O) was formed in 32% yield while the diaza-crown was formed in only 5% yield.

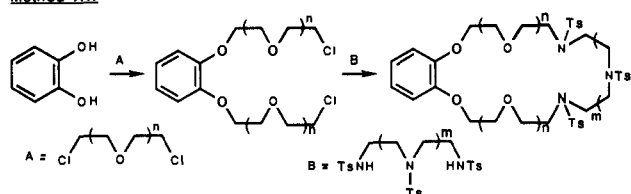


**Method AU**


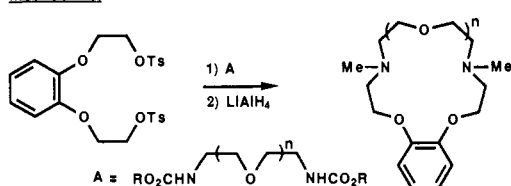
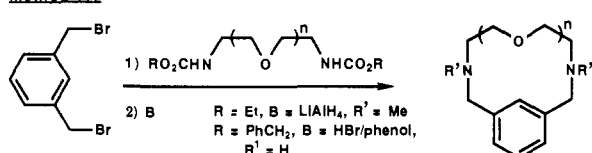
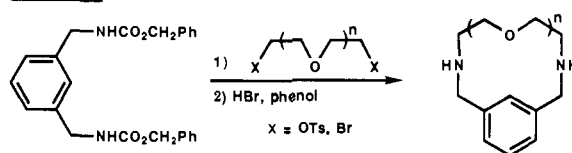
*p*-Toluenesulfonamide has been reacted with a bis-(toluenesulfonate) derivative of a benzoglycol to form a benzoaza-crown where the benzo unit was not attached to the nitrogen atom (method AV).<sup>191</sup> Meth-

**Method AV**


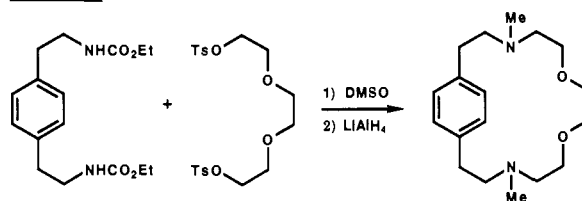
anesulfonamide gave higher yields of the *N*-mesyl-blocked product but the mesyl group was more difficult to remove. Methanesulfonamide similar sequence was reported by He and Wu for the preparation of benzo-polyaza-crowns, except they used the tris- or tetrakis-(*p*-toluenesulfonamide) derivative of diethylenetriamine or triethylenetetramine (method AW).<sup>192</sup> These researchers did not report their method for removing the tosyl groups.

**Method AW**


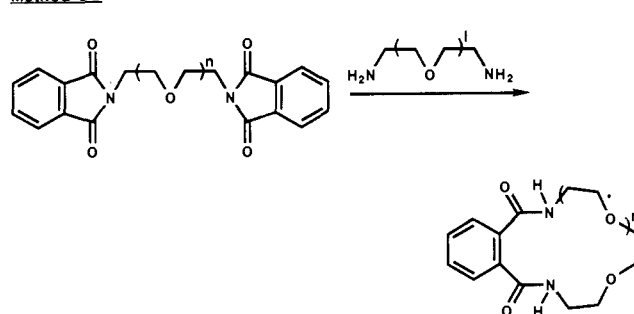
Sutherland and co-workers used several procedures to prepare a series of *o*-, *m*-, and *p*-benzodiaza-crown compounds. Three of the methods are shown here (methods AX, AY, and AZ).<sup>167,193,194</sup> The *p*-benzodiaza-crowns were prepared as in method AY from the corresponding *p*-bis(chloromethyl)benzene. The ring-closure steps for each of these methods gave only moderate yields.

**Method AX**

**Method AY**

**Method AZ**


Stoddart and co-workers used a similar reaction sequence to prepare a 1,4-benzodiaza-crown ether (method BA).<sup>195</sup>

**Method BA**


Using bis(phthalimide) derivatives of the oligoethylene glycols, Komalow and co-workers prepared crown ethers containing a phthalamide moiety (method BB).<sup>196,197</sup> The starting bis(phthalimide) and diamine were reacted in a water-methanol mixture, and the product was isolated by chromatography.

**Method BB**


Other benzodiaza-crowns containing *N*-acetic acid substituents have recently been reported.<sup>198</sup> The synthetic procedure involved the use of ethylenediaminetetraacetic dianhydride (method BC). Bislactones have been prepared with yields in the 21–24% range. These authors also prepared a bislactam with two benzo rings starting with A plus a diamine.<sup>198</sup>

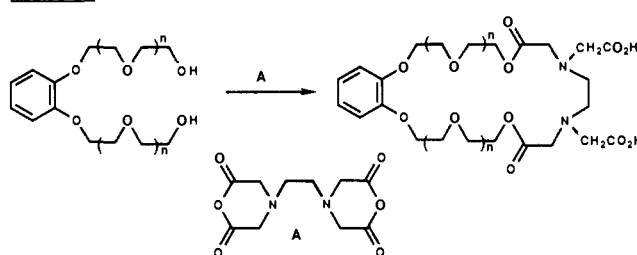
**Method BC**


Table IV contains a listing of monobenzoaza-crowns.

## 2. Two Benzo Units

An early synthesis of a dibenzodiaza-crown was reported by Wudl and Gaeta.<sup>199</sup> They used optically active proline to obtain a macrocycle containing two benzo and two pyrrolidine rings (method BD). These researchers also prepared a macrocycle from D-ephedrine.<sup>199</sup>

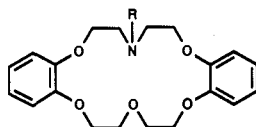
TABLE IV. Monobenzoaza-Crowns

1. One Benzo Unit						
A. Benzoaza-Crowns						
entry no.	structure	R	n	other substituents	method	ref (yield)
792					N/A	200
793				2-(N=NC <sub>6</sub> H <sub>4</sub> -4-NO <sub>2</sub> )	from no. 792	200 (36%)
794			1		as G	108 (35%)
795			2		as G	108 (50%)
796		MeO(CH <sub>2</sub> ) <sub>2</sub>			as B	364
797		BuO(CH <sub>2</sub> ) <sub>2</sub>			as B	364
798		Me(CH <sub>2</sub> CH <sub>2</sub> O) <sub>2</sub>			as B	364
799		Ts			as B	223
B. Benzodiazia-Crowns						
entry no.	structure	R	n or other substituents	method	ref (yield)	
800			1	other	266 (95%)	
801				2	N/A	267, 365
802		H	1	BB	196, 197 (38%)	
803		H	2	BB	196, 197 (7%)	
804		H	3	BB	196, 197 (9%)	
802		Me	2	as P	75 (37%)	
806			0	BC	198 (24%)	
807			1	BC	198 (22%)	
808				other	134 (91%)	
809		H		from no. 810	132 (79%)	
810		Me	4,15-(O) <sub>2</sub>	as P	132 (40%)	
811				as Q	98 (46%)	
C. Benzotriaza(tetraaza)-Crowns						
entry no.	structure	n	m	method	ref (yield)	
812		1	1	AW	192 (75%)	
813		2	1	AW	192 (71%)	
814		3	1	AW	192 (65%)	
815		1	2	AW	192 (64%)	
816		2	2	AW	192 (55%)	
817		3	2	AW	192 (46%)	

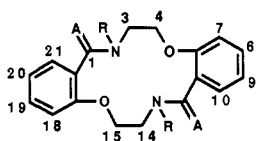
TABLE IV (Continued)

## 2. Two Benzo Units

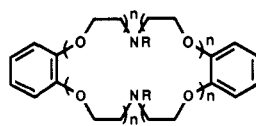
## A. Dibenzomonoaza-Crowns



R					
entry no.	formula index	structure	method	ref (yield)	
818	C <sub>3</sub> H <sub>5</sub>	allyl	BH	203	
819	C <sub>3</sub> H <sub>7</sub> O	MeO(CH <sub>2</sub> ) <sub>2</sub>	BH	203	
			N/A	366	
820	C <sub>4</sub> H <sub>9</sub>	<i>n</i> -Bu	BH	203	
			N/A	366	
			N/A	363	
821	C <sub>4</sub> H <sub>9</sub> O	EtO(CH <sub>2</sub> ) <sub>2</sub>	BH	203	
			N/A	366, 367	
822	C <sub>5</sub> H <sub>11</sub>	C <sub>5</sub> H <sub>11</sub>	BH	203	
			N/A	366	
823	C <sub>5</sub> H <sub>11</sub> O <sub>2</sub>	Me(OCH <sub>2</sub> CH <sub>2</sub> ) <sub>2</sub>	BH	203	
			N/A	366	
824	C <sub>6</sub> H <sub>13</sub> O	BuO(CH <sub>2</sub> ) <sub>2</sub>	BH	203	
			N/A	366	
825	C <sub>7</sub> H <sub>7</sub>	PhCH <sub>2</sub>	BH	203	
			N/A	366	
826	C <sub>8</sub> H <sub>17</sub> O <sub>2</sub>	Bu(OCH <sub>2</sub> CH <sub>2</sub> ) <sub>2</sub>	BH	203	
			N/A	366	

B. Dibenzodiaza-Crowns with Methylene Bridges and *o*-Benzo Groups

entry no.	R	A	other substituents	method	ref (yield)
827	H	H <sub>2</sub>		BO	214
				BP	215 (82-84%)
828	H	H <sub>2</sub>	3,14-Me <sub>2</sub>	BP	215 (75%)
829	H	H <sub>2</sub>	3,14-( <i>i</i> -Pr) <sub>2</sub>	BP	215 (70%)
830	Me	H <sub>2</sub>	2,13-Me <sub>2</sub> ; 3,14-( <i>i</i> -Pr) <sub>2</sub>	from no. 829	215 (40%)
831	MeCO	H <sub>2</sub>	2,13-[CH <sub>3</sub> C(O)] <sub>2</sub>	from no. 827	215 (70%)
832	H	O		BP	215 (62%)
833	H	O	3,14-Me <sub>2</sub>	BP	215 (69%)
834	H	O	3-( <i>i</i> -Pr)	BP	215 (40%)
835	H	O	3-( <i>i</i> -Pr); 14-Me	BP	215 (41%)
836	H	O	3,14-( <i>i</i> -Pr) <sub>2</sub>	BP	215 (72%)
837	H	O	3,14-( <i>s</i> -Bu) <sub>2</sub>	BP	215 (60%)
838	H	O	3-(CH <sub>2</sub> ) <sub>2</sub> SMe	BP	215 (45%)
839	H	O	3,14-[(CH <sub>2</sub> ) <sub>2</sub> SMe] <sub>2</sub>	BP	215 (57%)
840	H	O	3,14-(CH <sub>2</sub> SCH <sub>2</sub> Ph) <sub>2</sub>	BP	215 (70%)
841	H	O	3-Me; 4-Ph	BP	215 (62%)
842	H	O	3,14-Me <sub>2</sub> ; 4,15-Ph <sub>2</sub>	BP	215 (62%, 25%)

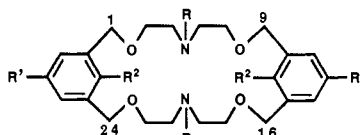
C. Dibenzodiaza-Crowns with *o*-Benzo Groups

R					
entry no.	formula index	structure	<i>n</i>	method	ref (yield)
843	H	H	2	from no. 859	368 (66%)
844	CH <sub>3</sub>	Me	1	other	266 (92%)
845	CH <sub>3</sub>	Me	2	from no. 847	368 (76%)
846	C <sub>3</sub> H <sub>5</sub>	allyl	1	BH	366, 203
				N/A	367
847	C <sub>3</sub> H <sub>5</sub> O <sub>2</sub>	EtO <sub>2</sub> C	2	from no. 843	368 (65%)
				N/A	369
848	C <sub>3</sub> H <sub>7</sub> O	MeO(CH <sub>2</sub> ) <sub>2</sub>	1	BH	203, 366
849	C <sub>4</sub> H <sub>7</sub> O <sub>2</sub>	EtO <sub>2</sub> CCH <sub>2</sub>	2	from no. 843	368
				N/A	370
850	C <sub>4</sub> H <sub>9</sub>	<i>n</i> -Bu	1	BH	203, 366
851	C <sub>4</sub> H <sub>9</sub> O	EtO(CH <sub>2</sub> ) <sub>2</sub>	1	N/A	367
			1	BH	203, 366

TABLE IV (Continued)

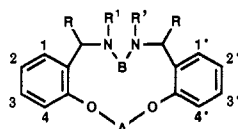
C. Dibenzodiaza-Crowns with *o*-Benzo Groups

entry no.	R		<i>n</i>	method	ref (yield)
	formula index	structure			
852	C <sub>5</sub> H <sub>11</sub>	C <sub>5</sub> H <sub>11</sub>	1	BH N/A	203, 366 367, 371
853	C <sub>5</sub> H <sub>11</sub> O <sub>2</sub>	Me(OCH <sub>2</sub> CH <sub>2</sub> ) <sub>2</sub>	1	BH	203
854	C <sub>6</sub> H <sub>5</sub>	Ph	1	BH	372 (10%)
855	C <sub>6</sub> H <sub>13</sub> O	BuO(CH <sub>2</sub> ) <sub>2</sub>	1	BH	203, 366
856	C <sub>7</sub> H <sub>7</sub>	PhCH <sub>2</sub>	1	BH	372 (34%)
				from no. 843	367
857	C <sub>7</sub> H <sub>7</sub>	PhCH <sub>2</sub>	2	from no. 843	368
858	C <sub>7</sub> H <sub>7</sub> O	4-MeOC <sub>6</sub> H <sub>4</sub>	1	BH	372 (64%)
				other	372 (57%)
859	C <sub>7</sub> H <sub>7</sub> O <sub>2</sub> S	Ts	2	other	368 (23%)
				N/A	369
860	C <sub>8</sub> H <sub>9</sub> O	4-MeOC <sub>6</sub> H <sub>4</sub> CH <sub>2</sub>	2	from no. 843	368 (71%)
861	C <sub>8</sub> H <sub>17</sub> O <sub>2</sub>	Bu(OCH <sub>2</sub> CH <sub>2</sub> ) <sub>2</sub>	1	BH	203, 366

D. Dibenzodiaza-Crowns with Methylene Bridges and *m*-Benzo Groups

entry no.	R	R <sup>1</sup>	R <sup>2</sup>	other substituents	method	ref (yield)
862	Me	H	H		BI	141 (11%)
863	Me	Me	OMe		BI	205
864	Et	Cl	OMe		BI	205
865	<i>n</i> -Bu	Me	OMe		BI	205
866	<i>n</i> -Bu	Cl	OMe		BI	205
867	C <sub>8</sub> H <sub>17</sub>	Me	OMe		BI	205
868	C <sub>8</sub> H <sub>17</sub>	Cl	OMe		BI	205
869	Ts	H	OMe	1,9,16,24-(O) <sub>4</sub>	BI	204 (4%)
870	Ts	Me	OMe		BI	205
871	Ts	Cl	OMe		BI	205

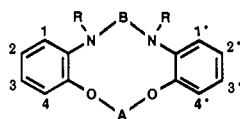
## E. Dibenzodi(tri)aza-Crowns with Aza Groups Two Atoms Removed from the Benzo Units



entry no.	A	B	R	R <sup>1</sup>	other substituents	method	ref (yield)
872	(CH <sub>2</sub> ) <sub>2</sub>	(CH <sub>2</sub> ) <sub>2</sub>	H	H		N/A	373, 374, 375
873	(CH <sub>2</sub> ) <sub>2</sub>	CH <sub>2</sub> CH(Me)	H	H		N/A	375
874	(CH <sub>2</sub> ) <sub>2</sub>	(CH <sub>2</sub> ) <sub>3</sub>	H	H		N/A	373, 374, 375
875	(CH <sub>2</sub> ) <sub>2</sub>	(CH <sub>2</sub> ) <sub>3</sub>	H	H	2,2'-Cl <sub>2</sub>	N/A	373, 375
876	(CH <sub>2</sub> ) <sub>2</sub>	(CH <sub>2</sub> ) <sub>3</sub>	H	H	4,4'-OMe <sub>2</sub>	N/A	373
877	(CH <sub>2</sub> ) <sub>2</sub>	(CH <sub>2</sub> ) <sub>3</sub>	H	Me		N/A	373, 375
878	(CH <sub>2</sub> ) <sub>3</sub>	(CH <sub>2</sub> ) <sub>3</sub>	H	H		N/A	373, 374, 375
879	(CH <sub>2</sub> ) <sub>4</sub>	(CH <sub>2</sub> ) <sub>3</sub>	H	H		N/A	373, 375
880	(CH <sub>2</sub> ) <sub>2</sub>	CH <sub>2</sub> CHOHCH <sub>2</sub>	H	H		N/A	375
881	(CH <sub>2</sub> ) <sub>2</sub>	CH <sub>2</sub> CHOHCH <sub>2</sub>	H	Me		N/A	374
882	(CH <sub>2</sub> ) <sub>2</sub>	(CH <sub>2</sub> ) <sub>2</sub> O(CH <sub>2</sub> ) <sub>2</sub>	H	H		N/A	376
883	(CH <sub>2</sub> ) <sub>2</sub>	(CH <sub>2</sub> ) <sub>2</sub> NH(CH <sub>2</sub> ) <sub>2</sub>	H	H		BN	212 (40%)
						N/A	374, 376-380
884	(CH <sub>2</sub> ) <sub>2</sub>	CH(Me)CH <sub>2</sub> NHCH(Me)CH <sub>2</sub>	H	H		N/A	379, 380
885	(CH <sub>2</sub> ) <sub>2</sub>	CH(Me)CH <sub>2</sub> NHCH <sub>2</sub> CH(Me)	H	H		BN	212 (50%)
						N/A	379, 380
886	(CH <sub>2</sub> ) <sub>2</sub>	(CH <sub>2</sub> ) <sub>2</sub> NH(CH <sub>2</sub> ) <sub>3</sub>	H	H		BN	212 (55%)
						N/A	378
887	(CH <sub>2</sub> ) <sub>2</sub>	(CH <sub>2</sub> ) <sub>2</sub> NH(CH <sub>2</sub> ) <sub>4</sub>	H	H		N/A	378
888	(CH <sub>2</sub> ) <sub>2</sub>	(CH <sub>2</sub> ) <sub>3</sub> NH(CH <sub>2</sub> ) <sub>3</sub>	H	H		N/A	378
889	(CH <sub>2</sub> ) <sub>2</sub>	(CH <sub>2</sub> ) <sub>3</sub> N(Me)(CH <sub>2</sub> ) <sub>3</sub>	H	H		N/A	378
890	(CH <sub>2</sub> ) <sub>2</sub> O(CH <sub>2</sub> ) <sub>2</sub>	(CH <sub>2</sub> ) <sub>2</sub>	H	H		BN	213 (58%)
891	(CH <sub>2</sub> ) <sub>2</sub> O(CH <sub>2</sub> ) <sub>2</sub>	(CH <sub>2</sub> ) <sub>2</sub>	Me	H		BN	213 (96%)
892	(CH <sub>2</sub> ) <sub>2</sub> O(CH <sub>2</sub> ) <sub>2</sub>	(CH <sub>2</sub> ) <sub>3</sub>	H	H		BN	213 (75%)
893	(CH <sub>2</sub> ) <sub>2</sub> O(CH <sub>2</sub> ) <sub>2</sub>	(CH <sub>2</sub> ) <sub>3</sub>	Me	H		BN	213 (90%)
894	CH <sub>2</sub> (CH <sub>2</sub> OCH <sub>2</sub> ) <sub>2</sub> CH <sub>2</sub>	(CH <sub>2</sub> ) <sub>2</sub>	H	H		BN	213
895	CH <sub>2</sub> (CH <sub>2</sub> OCH <sub>2</sub> ) <sub>2</sub> CH <sub>2</sub>	(CH <sub>2</sub> ) <sub>3</sub>	H	H		BN	213

TABLE IV (Continued)

## F. Dibenzodi(tri,tetra)aza-Crowns with Aza Groups next to the Benzo Units



entry no.	A	B	R	other substituents	method	ref (yield)
896	(CH <sub>2</sub> ) <sub>2</sub>	(CH <sub>2</sub> ) <sub>2</sub>	H		BF, other	101 (3%, 6%)
897	(CH <sub>2</sub> ) <sub>2</sub>	(CH <sub>2</sub> ) <sub>3</sub>	H		BF, other	101 (9%)
898	(CH <sub>2</sub> ) <sub>3</sub>	(CH <sub>2</sub> ) <sub>2</sub>	H		BF, other	101 (1%, 7%)
899	(CH <sub>2</sub> ) <sub>3</sub>	(CH <sub>2</sub> ) <sub>3</sub>	H		BF, other	101 (4%)
900	(CH <sub>2</sub> ) <sub>2</sub>	(CH <sub>2</sub> ) <sub>5</sub>	H		BG	201 (80%)
					N/A	202
901	(CH <sub>2</sub> ) <sub>2</sub>	(CH <sub>2</sub> ) <sub>2</sub> O(CH <sub>2</sub> ) <sub>2</sub>	H		BG	201 (84%)
					N/A	202
902	(CH <sub>2</sub> ) <sub>2</sub>	C(O)CH <sub>2</sub> OCH <sub>2</sub> C(O)	H		BG, other	201 (87%)
903	(CH <sub>2</sub> ) <sub>2</sub>	C(O)(CH <sub>2</sub> ) <sub>3</sub> C(O)	H		BG, other	201 (50%)
904	(CH <sub>2</sub> ) <sub>2</sub>	(CH <sub>2</sub> ) <sub>2</sub> N(Ts)(CH <sub>2</sub> ) <sub>2</sub>	H		N/A	202
905	(CH <sub>2</sub> ) <sub>2</sub> O(CH <sub>2</sub> ) <sub>2</sub>	(CH <sub>2</sub> ) <sub>2</sub>	H		BF, other	101 (8%)
					BG	200 (77%)
906	(CH <sub>2</sub> ) <sub>2</sub> O(CH <sub>2</sub> ) <sub>2</sub>	(CH <sub>2</sub> ) <sub>2</sub>	H	3,3'-(4-NO <sub>2</sub> C <sub>6</sub> H <sub>4</sub> N=N) <sub>2</sub>	from no. 905	200 (11%)
907	(CH <sub>2</sub> ) <sub>2</sub> O(CH <sub>2</sub> ) <sub>2</sub>	C(O)C(O)	H		BG	200 (54%)
908	(CH <sub>2</sub> ) <sub>2</sub> O(CH <sub>2</sub> ) <sub>2</sub>	(CH <sub>2</sub> ) <sub>2</sub> O(CH <sub>2</sub> ) <sub>2</sub>	H		BG	200 (71%)
909	(CH <sub>2</sub> ) <sub>2</sub> O(CH <sub>2</sub> ) <sub>2</sub>	(CH <sub>2</sub> ) <sub>2</sub> O(CH <sub>2</sub> ) <sub>2</sub>	H	3,3'-(4-NO <sub>2</sub> C <sub>6</sub> H <sub>4</sub> N=N) <sub>2</sub>	from no. 908	200 (32%)
910	(CH <sub>2</sub> ) <sub>2</sub> O(CH <sub>2</sub> ) <sub>2</sub>	(CH <sub>2</sub> ) <sub>2</sub> O(CH <sub>2</sub> ) <sub>2</sub>	MeC(O)		other	66 (11%)
911	(CH <sub>2</sub> ) <sub>2</sub> O(CH <sub>2</sub> ) <sub>2</sub>	C(O)CH <sub>2</sub> OCH <sub>2</sub> C(O)	H		BG	200 (40%)
					BG, other	66 (41%)
912	(CH <sub>2</sub> ) <sub>2</sub> O(CH <sub>2</sub> ) <sub>2</sub>	C(O)CH <sub>2</sub> N(Me)CH <sub>2</sub> C(O)	H		BG, other	66 (10%)
913	(CH <sub>2</sub> ) <sub>2</sub> O(CH <sub>2</sub> ) <sub>2</sub>	CH <sub>2</sub> (CH <sub>2</sub> OCH <sub>2</sub> ) <sub>2</sub> CH <sub>2</sub>	H		BF, other	101 (12%)
914	CH <sub>2</sub> (CH <sub>2</sub> OCH <sub>2</sub> ) <sub>2</sub> CH <sub>2</sub>	(CH <sub>2</sub> ) <sub>2</sub>	H		BF, other	101 (8%)
915	CH <sub>2</sub> (CH <sub>2</sub> OCH <sub>2</sub> ) <sub>2</sub> CH <sub>2</sub>	C(O)CH <sub>2</sub> OCH <sub>2</sub> C(O)	H		BG, other	66 (14%)
916	(CH <sub>2</sub> ) <sub>2</sub> O(CH <sub>2</sub> ) <sub>2</sub>	[C(O)CH <sub>2</sub> N(CH <sub>2</sub> CO <sub>2</sub> H)CH <sub>2</sub> ] <sub>2</sub>	H		BC, other	198 (55%)
917	CH <sub>2</sub> (CH <sub>2</sub> OCH <sub>2</sub> ) <sub>2</sub> CH <sub>2</sub>	[C(O)CH <sub>2</sub> N(CH <sub>2</sub> CO <sub>2</sub> H)CH <sub>2</sub> ] <sub>2</sub>	H		BC, other	198 (42%)

## G. Miscellaneous Dibenzooza-Crowns

entry no.	structure	m	n	R	method	ref (yield)
918		0	4	H	BF, other	381 (26%)
919		1	3	Ts	BF, other	382 (93%)
920		1	4	Ts	BF, other	382 (95%)
921		0	4	Ts	BF, other	381 (35%)
922			1		BP	215 (45%)
923			2		BP	215 (38%)
924					other	134 (76%)
925					N/A	376
926					other	134

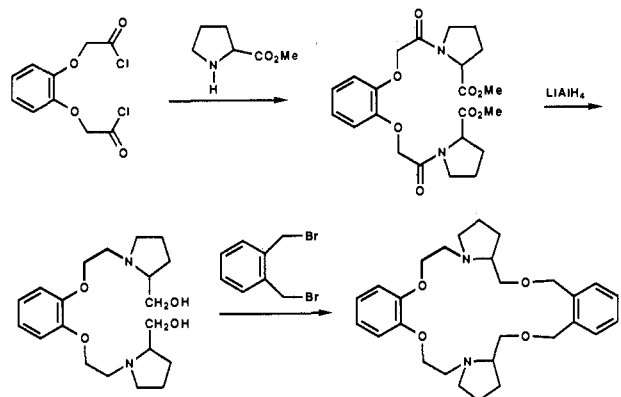
TABLE IV (Continued)

## 3. Three or Four Benzo Units

## A. Miscellaneous

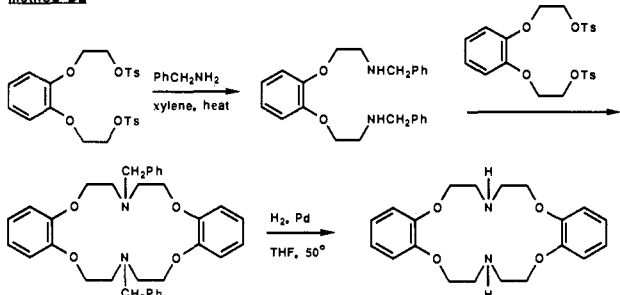
entry no.	structure	R	method	ref (yield)
927		H	from no. 928	343 (32%)
928		O	as P	343 (80%)
929			other	65 (31%)
930			other	378

## Method BD



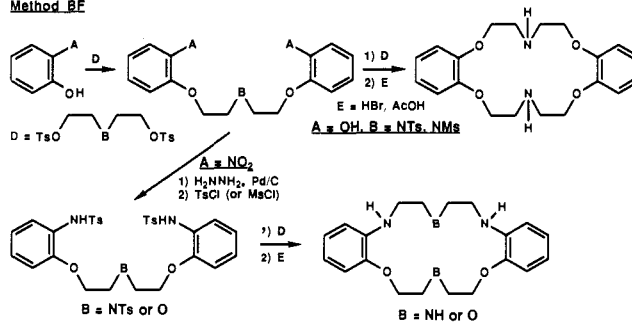
Pedersen prepared one dibenzodiazacrown by a three-step process (method BE).<sup>190</sup>

## Method BE

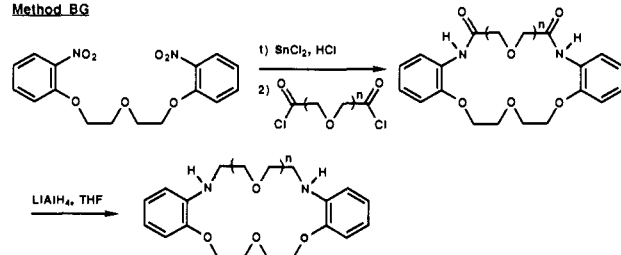


Högberg and Cram prepared the same dibenzodiazacrown by a different procedure (method BF).<sup>191</sup> This procedure allows the synthesis of dibenzo-crowns containing from two to four nitrogen atoms, depending on the nature of A and B in the starting materials. The small amount of benzene ring bromination product in this reaction was removed by reduction with hydrazine and palladium on carbon. Lockhart and Thompson used a similar approach to prepare a dibenzodiazacrown except they used a triglycolyl dichloride in the ring-closure step followed by reduction (method BG).<sup>148</sup> This latter method, (method BG), using the Stetter

## Method BF



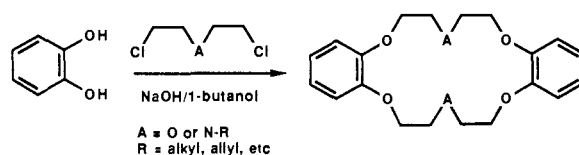
## Method BG



bis(amide) synthesis for ring closure, has been used by other researchers in the preparation of dibenzodiazacrowns.<sup>200-202</sup> Biernat and co-workers have prepared a series of dibenzodiazacrowns by methods BF and BG except that some of their macrocycles contained propylene bridges and they used dichlorides as well as activated diacid intermediates as discussed in section III.B.<sup>66,101</sup>

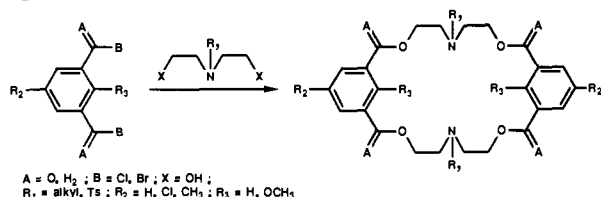
As would be expected, the dibenzodiazacrowns have been prepared by a one-pot synthesis using catechol and *N*-alkyl-substituted bis(2-chloroethyl)amine (method BH).<sup>203</sup> These authors patterned their work after

## Method BH



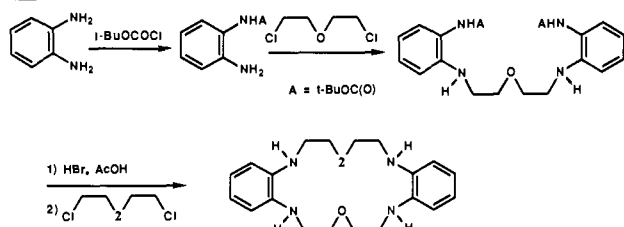
Pedersen's patent for dibenzoaza-18-crown-6.<sup>190</sup> A similar synthesis used either isophthaloyl dichloride or *m*-bis(bromomethyl)benzene to form dibenzodiaza macrocycles (method BI).<sup>141,204,205</sup>

**Method BI**



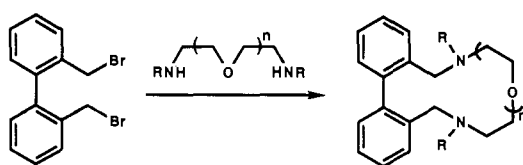
1,2-Diaminobenzene has been used to prepare dibenzoaza-crowns (method BJ).<sup>190</sup> One of the amino nitrogens was blocked with *tert*-butoxycarbonyl chloride, which was readily removed in a later step. Unfortunately, the experimental procedure is not fully described in the patent.

**Method BJ**

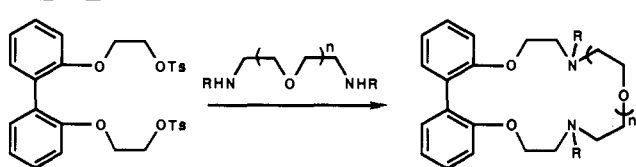


Sutherland and co-workers have prepared some interesting biphenyl-containing diaza-crowns (methods BK and BL).<sup>206</sup> The R group was (benzyloxy)carbonyl,

**Method BK**

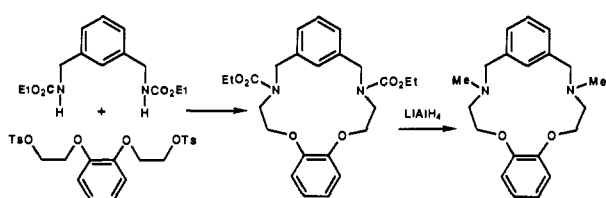


**Method BL**



which could be reduced to give methyl substituents or could be hydrolyzed with HBr/AcOH to give the bis-NH crown. A mixed 1,2-benzo- and 1,3-benzodiaza-crown system was prepared by the same researchers (method BM).<sup>194</sup> In another paper, these authors reported the preparation of bis(1,2-benzodiaza-crowns) using this same method.<sup>167</sup>

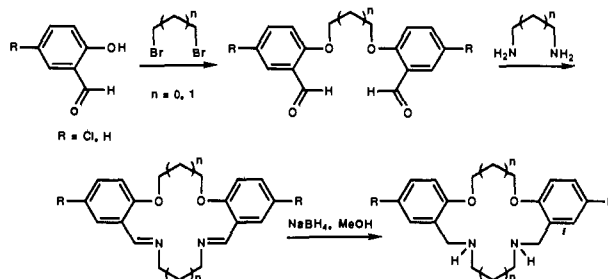
**Method BM**



The synthesis of a variety of dibenzo-containing aza-crowns from salicylaldehyde or its derivatives has been reported by Lindoy and co-workers.<sup>207-212</sup> The salicylaldehyde was first reacted with a dihalide fol-

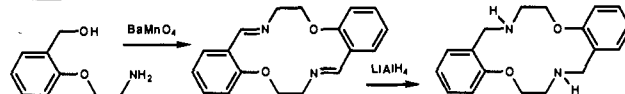
lowed by condensation with a diamine to form an imine, which was reduced as shown (method BN). These workers also reversed the process by first reacting the salicylaldehyde with the diamine followed by the dihalide. Kodera and co-workers used the same method to prepare a series of diamino-crowns except they also used LiAlH<sub>4</sub> in the reduction step.<sup>213</sup>

**Method BN**



Wild and co-workers prepared a dibenzodiaza-14-crown-4 with a trans arrangement of the N<sub>2</sub>O<sub>2</sub> donor groups (method BO).<sup>214</sup> The hydroxymethyl group of

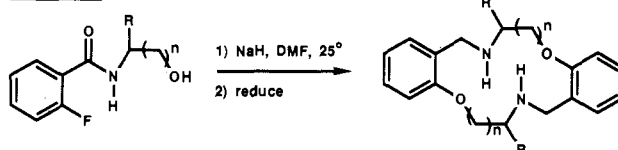
**Method BO**



the starting material was first oxidized to the aldehyde, which condensed with the primary amine of another molecule of starting material. The resulting bis Schiff base was reduced to form the final dibenzodiaza-crown.

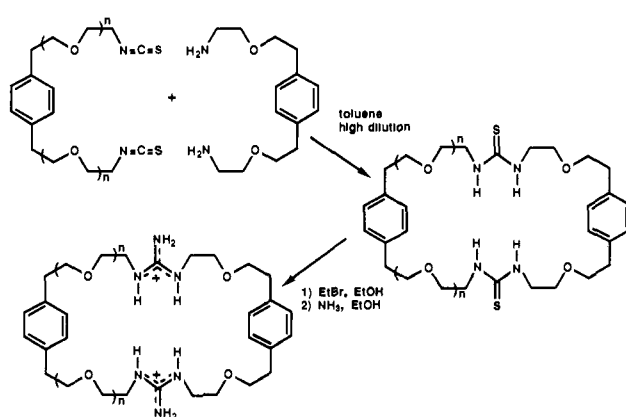
Recently, Schultz and co-workers reported a new procedure to prepare dibenzo N<sub>2</sub>O<sub>2</sub> macrocycles.<sup>215</sup> They used the bimolecular cyclization reaction of *o*-fluorobenzamide derivatives (method BP).

**Method BP**



Lehn and co-workers prepared some macrocycles that incorporate two guanidinium groups into the macrocoring (method BQ).<sup>216</sup> A bis(isothiocyanate) was reacted with a diamine in the ring-closure step, followed by conversion of the bis(thiourea) into the bis(quanidinium) material.

**Method BQ**



A listing of the dibenzoaza-crowns is given in Table IV.

## V. Organization of Tables

Tables I–IV give listings of the aza-crowns synthesized since 1981. The following remarks are pertinent for the tables.

**Formula Index.** This is the molecular formula for the substituent R groups. This allows for a more rapid search of the substituted aza-crown ethers. Each table is organized with the more simple substituents listed first, starting with the smaller number of carbons and then hydrogen, halogen, nitrogen, phosphorus, oxygen, and sulfur atoms.

**Structure.** Standard abbreviations for the various alkyl and aryl groups are used. In the case of substituted phenyl groups, a number is placed before the substituent to indicate its position on the benzene ring. In general, parentheses indicate that a group is attached to the preceding atom. For example, in  $H_2NCH(Me)-CH_2-$ , the Me group is attached to the preceding carbon atom. An (O) indicates a carbonyl oxygen atom.

**Methods.** The methods given in the tables are those shown in section IV. The symbol N/A indicates that a specific method was not given in the reference. The term "as K" indicates that the method used was similar to method K. Many substituted aza-crowns were prepared by modifying another aza-crown. In those cases, the tables shows a "from no. xxx" in the methods column. The term "Y(alk)" shows that the alkylation part of method Y was used. The term "X, other" indicates that the method was comparable to method X but some modifications were used in the reference. "Other" means that the method used was given in the reference but it was a "one of a kind" procedure and is not otherwise listed in this review.

**Yields.** The yields are those given for the last step in the reaction except where an overall yield was given. A yield given after two or more reference numbers means that the same reaction yield was reported in two or more references. The "% HCl" etc. indicates that the yield was for a salt of the aza-crown. A range of yields indicates that the reaction was carried out more than once, giving different yields. Some yields were determined by GLC and are so indicated.

## VI. References

- (1) For a review, see: Sutherland, I. O. *Chem. Soc. Rev.* **1986**, *15*, 63.
- (2) Hosseini, M. W.; Lehn, J. M.; Duff, S. R.; Gu, K.; Mertes, M. P. *J. Org. Chem.* **1987**, *52*, 1662.
- (3) Lehn, J. M. *Science (Washington, D.C.)* **1985**, *227*, 849.
- (4) Johannes, P. G.; Mertes, M. P.; Mertes, K. B. *J. Am. Chem. Soc.* **1985**, *107*, 8288.
- (5) Lehn, J. M.; Vierling, P. *Tetrahedron Lett.* **1980**, *21*, 1323.
- (6) Izatt, R. M.; Bradshaw, J. S.; Nielsen, S. A.; Lamb, J. D.; Christensen, J. J.; Sen, D. *Chem. Rev.* **1985**, *85*, 271.
- (7) Lamb, J. D.; Izatt, R. M.; Christensen, J. J.; Eatough, D. J. In *Coordination Chemistry of Macrocyclic Compounds*; Melson, G. A., Ed.; Plenum Press: New York, 1979; pp 145–218.
- (8) Dietrich, B.; Lehn, J. M.; Sauvage, J. P.; Blanzat, J. *Tetrahedron* **1973**, *29*, 1629.
- (9) Lehn, J. M. *Acc. Chem. Res.* **1978**, *11*, 49.
- (10) Schultz, R. A.; White, B. D.; Dishong, D. M.; Arnold, K. A.; Gokel, G. W. *J. Am. Chem. Soc.* **1985**, *107*, 6659.
- (11) Löhr, H. G.; Vögtle, F. *Chem. Ber.* **1985**, *118*, 905.
- (12) White, B. D.; Arnold, K. A.; Gokel, G. W. *Tetrahedron Lett.* **1987**, *28*, 1749.
- (13) For a review, see: Kauser, A. R. *J. Chem. Soc. Pak.* **1983**, *5*, 227.
- (14) For a review, see: Weber, E. *Kontakte (Merck)* **1983**, 38.
- (15) For a review, see: Weber, E. *Kontakte (Merck)* **1984**, 26.
- (16) Bradshaw, J. S.; Krakowiak, K. E.; Tarbet, B. J.; Bruening, R. L.; Biernat, J. F.; Bochenska, M.; Izatt, R. M.; Christensen, J. J. *Pure Appl. Chem.*, submitted.
- (17) Gokel, G. W.; Korzeniowski, S. H. *Macrocyclic Polyether Syntheses*; Springer-Verlag: Berlin, Heidelberg, New York, 1982; pp 156–219.
- (18) Gokel, G. W.; Durst, H. D. *Synthesis* **1976**, 168.
- (19) Pedersen, C. J. "Synthetic Multidentate Macrocyclic Compounds". In *Synthetic Multidentate Macrocyclic Compounds*; Izatt, R. M., Christensen, J. J., Eds.; Academic Press: New York, 1978; pp 1–51.
- (20) Bradshaw, J. S.; Stott, P. E. *Tetrahedron* **1980**, *36*, 461.
- (21) Gokel, G. W.; Dishong, D. M.; Schultz, R. A.; Gatto, V. J. *Synthesis* **1982**, 997.
- (22) Bogatsky, A. V. *Proc. Indian Natl. Sci. Acad.* **1982**, *48A* (Suppl. No. 1), 65; *Chem. Abstr.* **1983**, *98*, 143298k.
- (23) Hamilton, A. D. "Crown Ethers and Cryptands". In *Comprehensive Heterocyclic Chemistry*; Katritzky, A. R., Ed.; Pergamon Press: Oxford, New York, Toronto, 1984; pp 731–761.
- (24) Rossa, L.; Vögtle, F. "Synthesis of Medio- and Macrocyclic Compounds by High Dilution Principle Techniques". In *Topics in Current Chemistry*; Vögtle, F., Ed.; Springer-Verlag: Berlin, Heidelberg, New York, 1983; Vol. 113, pp 1–86.
- (25) Ostrovskaya, V. M.; Dyakonova, I. A. *Khim. Geterotsikl. Soedin.* **1987**, *867*; *Chem. Abstr.* **1988**, *108*, 131609b.
- (26) Potvin, P. G.; Lehn, J. M. "Design of Cation and Anion Receptors, Catalysts and Carriers". In *Progress in Macrocyclic Chemistry*; Izatt, R. M., Christensen, J. J., Eds.; Wiley: New York, 1987; Vol. 3, pp 167–240.
- (27) Perry, S. Z.; Hibbert, H. *Can. J. Res., Sect. B* **1936**, *14*, 77.
- (28) Dale, J.; Kristiansen, P. O. *Acta Chem. Scand.* **1972**, *26*, 1471.
- (29) Newcomb, M.; Moore, S. S.; Cram, D. J. *J. Am. Chem. Soc.* **1977**, *99*, 6405.
- (30) Bradshaw, J. S.; Reeder, R. A.; Thompson, M. D.; Flanders, E. D.; Carruth, R. L.; Izatt, R. M.; Christensen, J. J. *J. Org. Chem.* **1976**, *41*, 134.
- (31) Cornforth, J. W.; Morgan, E. D.; Potts, K. T.; Rees, R. J. *Tetrahedron* **1973**, *29*, 1659.
- (32) Kravchenko, A. L.; Lipatnikov, N. A.; Burmistrov, V. T.; Gritsenko, T. M.; Popov, I. A. *Zh. Prikl. Kim.* **1972**, *45*, 2581; *Chem. Abstr.* **1973**, *78*, 136698b.
- (33) Kimura, K.; Tanaka, M.; Iketani, S.; Shono, T. *J. Org. Chem.* **1987**, *52*, 836.
- (34) Laurie, J. W. In *Glycerol and the Glycols*; American Chemical Society Monograph Series No. 44; Chemical Catalog Co., Inc.: New York, 1928; pp 361–386.
- (35) Coudert, G.; Mpassi, M.; Guillaumet, G.; Selve, C. *Synth. Commun.* **1986**, *16*, 19.
- (36) Nakatsuji, Y.; Kameda, N.; Okahara, M. *Synthesis* **1987**, *3*, 280.
- (37) Ikeda, I.; Yamamura, S.; Nakatsuji, Y.; Okahara, M. *J. Org. Chem.* **1980**, *45*, 5355.
- (38) Ikeda, I.; Emura, H.; Okahara, M. *Synthesis* **1984**, 73.
- (39) Jungk, S. J.; Moore, J. A.; Gandour, R. D. *J. Org. Chem.* **1983**, *48*, 1116.
- (40) Czech, B. *Tetrahedron Lett.* **1980**, *21*, 4197.
- (41) Miyazaki, T.; Yanagida, S.; Itoh, A.; Okahara, M. *Bull. Chem. Soc. Jpn.* **1982**, *55*, 2005.
- (42) Czech, B.; Babb, D. A.; Bartsch, R. A. *Org. Prep. Proced. Int.* **1983**, *15*, 29.
- (43) Czech, B.; Kang, S. I.; Bartsch, R. A. *Tetrahedron Lett.* **1983**, *24*, 457.
- (44) Czech, B.; Son, B.; Babb, D. A.; Bartsch, R. A. *Synthesis* **1985**, 314.
- (45) Son, B.; Czech, B.; Bartsch, R. A. *Synthesis* **1984**, 776.
- (46) Fukunishi, K.; Czech, B.; Regen, S. L. *J. Org. Chem.* **1981**, *46*, 1218.
- (47) Cinquini, M. *Synthesis* **1976**, 516.
- (48) Bradshaw, J. S.; Nakatsuji, Y.; Huszthy, P.; Wilson, B. E.; Dalley, N. K.; Izatt, R. M. *J. Heterocycl. Chem.* **1986**, *23*, 353.
- (49) Bradshaw, J. S.; Krakowiak, K. E.; Bruening, R. L.; Tarbet, B. J.; Savage, P. B.; Izatt, R. M. *J. Org. Chem.* **1988**, *53*, 3190.
- (50) Babb, D. A.; Czech, B. P.; Bartsch, R. A. *J. Heterocycl. Chem.* **1986**, *23*, 609.
- (51) Montanari, F.; Tundo, P. *J. Org. Chem.* **1982**, *47*, 1298.
- (52) Sakamoto, H.; Kimura, K.; Koseki, Y.; Matsuo, M.; Shono, T. *J. Org. Chem.* **1986**, *51*, 4974.
- (53) Bradshaw, J. S.; Jolley, S. T. *J. Heterocycl. Chem.* **1979**, *16*, 1157.
- (54) Jolley, S. T.; Bradshaw, J. S. *J. Org. Chem.* **1980**, *45*, 3554.
- (55) Cooper, K. D.; Walborsky, H. M. *J. Org. Chem.* **1981**, *46*, 2110.
- (56) Jones, B. A.; Bradshaw, J. S.; Izatt, R. M. *J. Heterocycl. Chem.* **1982**, *19*, 551.
- (57) Ikeda, I.; Yamamura, S.; Okahara, M. *Bull. Chem. Soc. Jpn.* **1982**, *55*, 3341.
- (58) Krakowiak, K.; Kotelko, B. *Pol. J. Chem.* **1982**, *56*, 1145.
- (59) Krakowiak, K.; Kotelko, B. *Pol. J. Chem.* **1983**, *57*, 597.
- (60) King, A. P.; Krespan, C. G. *J. Org. Chem.* **1974**, *39*, 1315.



- (61) Wiley, P. F. *J. Am. Chem. Soc.* 1946, 68, 1867.
- (62) Whitmore, F. C.; Mosher, H. S.; Adams, R. R.; Taylor, R. B.; Chapin, E. C.; Weisel, C.; Yanko, W. *J. Am. Chem. Soc.* 1944, 66, 725.
- (63) Wiedeman, O. F.; Montgomery, W. H. *J. Am. Chem. Soc.* 1945, 67, 1994.
- (64) Kimura, G.; Migake, R.; Juraba, Y. *J. Soc. Org. Synth. Chem. Jpn.* 1964, 22, 296.
- (65) Glinka, R. *Pol. J. Chem.* 1982, 56, 1139.
- (66) Biernat, J. F.; Jereczek, E.; Bujewski, A. *Pol. J. Chem.* 1979, 53, 2367.
- (67) Bradshaw, J. S.; Koyama, H.; Dalley, N. K.; Izatt, R. M.; Biernat, J. F.; Bochenska, M. *J. Heterocycl. Chem.* 1987, 24, 1077.
- (68) Biernat, J. F.; Bochenska, M.; Bradshaw, J. S.; Koyama, H.; LindH, G. C.; Lamb, J. D.; Christensen, J. J.; Izatt, R. M. *J. Incl. Phenom.* 1987, 5, 729.
- (69) Desreux, J.; Renard, A.; Duyckaerts, G. *J. Inorg. Nucl. Chem.* 1977, 39, 1587.
- (70) Kulstad, S.; Malmsten, L. A. *Acta Chem. Scand., Ser. B* 1979, B33, 469.
- (71) Gatto, V. J.; Arnold, K. A.; Viscariello, A. M.; Miller, S. R.; Morgan, C. R.; Gokel, G. W. *J. Org. Chem.* 1986, 51, 5373.
- (72) Kern, W.; Iwabuchi, S.; Sato, M.; Böhmer, V. *Makromol. Chem.* 1979, 180, 2539.
- (73) Chadwick, D. J.; Cliffe, I. A.; Sutherland, I. O.; Newton, R. F. *J. Chem. Soc., Perkin Trans. 1* 1984, 1707.
- (74) Boon, W. R. *J. Chem. Soc.* 1949, 1378.
- (75) Petranek, J.; Ryba, O. *Collect. Czech. Chem. Commun.* 1980, 45, 1567.
- (76) Krakowiak, K.; Kotelko, B. *Acta Pol. Pharm.* 1983, 40, 313; *Chem. Abstr.* 1984, 101, 22952t.
- (77) Gatto, V. J.; Arnold, K. A.; Viscariello, A. M.; Miller, S. R.; Gokel, G. W. *Tetrahedron Lett.* 1986, 27, 327.
- (78) Pietraszkiewicz, M. *J. Incl. Phenom.* 1984, 2, 195.
- (79) Kikui, T.; Maeda, H.; Nakatsuji, Y.; Okahara, M. *Synthesis* 1984, 74.
- (80) Bradshaw, J. S.; Krakowiak, K. E. *J. Org. Chem.* 1988, 53, 1808.
- (81) Krakowiak, K. E.; Bradshaw, J. S.; Izatt, R. M. *Tetrahedron Lett.* 1988, 29, 3521.
- (82) Bradshaw, J. S.; Krakowiak, K. E.; Izatt, R. M., unpublished results.
- (83) Krespan, C. G. *J. Org. Chem.* 1975, 40, 1205.
- (84) Kuo, P. L.; Miki, M.; Ikeda, I.; Okahara, M. *J. Am. Oil Chem. Soc.* 1980, 102, 227.
- (85) Maeda, M.; Furuyoshi, S.; Nakatsuji, Y.; Okahara, M. *Bull. Chem. Soc. Jpn.* 1983, 56, 3073.
- (86) Maeda, H.; Kikui, T.; Nakatsuji, Y.; Okahara, M. *Synthesis* 1983, 185.
- (87) Bradshaw, J. S.; Izatt, R. M.; Christensen, J. J.; Krakowiak, K. E.; Tarbet, B. J.; Bruening, R. L.; Lifson, S. *J. Incl. Phenom.*, in press.
- (88) Dale, J.; Calverley, M. J. International Patent WO/044253, 1982; *Chem. Abstr.* 1983, 98, 179431q.
- (89) Martin, A. E.; Bulkowski, J. E. *J. Org. Chem.* 1982, 47, 415.
- (90) Pratt, A. J.; Sutherland, I. O.; Newton, R. F. *J. Chem. Soc., Perkin Trans. 1* 1988, 13.
- (91) Marecek, J. F.; Burrows, C. J. *Tetrahedron Lett.* 1986, 27, 5943.
- (92) Greene, R. N. *Tetrahedron Lett.* 1972, 1793.
- (93) Frensdorff, H. K. *J. Am. Chem. Soc.* 1971, 93, 600.
- (94) Richman, J. E.; Atkins, T. J. *J. Am. Chem. Soc.* 1974, 96, 2268.
- (95) Richman, J. E.; Atkins, T. J. *Org. Synth.* 1978, 58, 86.
- (96) Koyama, H.; Yoshino, T. *Bull. Chem. Soc. Jpn.* 1972, 45, 481.
- (97) Dijkstra, G.; Kruizinga, W. H.; Kellogg, R. M. *J. Org. Chem.* 1987, 52, 4230.
- (98) Vriesema, B. K.; Buter, J.; Kellogg, R. M. *J. Org. Chem.* 1984, 49, 110.
- (99) Isele, G.; Martinez, J. A. *Synthesis* 1981, 455.
- (100) Bogatsky, A. V.; Lukyanenko, N. G.; Basok, S. S.; Ostrovskaya, L. K. *Synthesis* 1984, 138.
- (101) Biernat, J. F.; Luboch, E. *Tetrahedron* 1984, 40, 1927.
- (102) Shaw, B. L. *J. Am. Chem. Soc.* 1975, 97, 3856.
- (103) Rasshofer, W.; Vögtle, F. *Liebigs Ann. Chem.* 1978, 552.
- (104) Kulstad, S.; Malmsten, L. A. *Tetrahedron Lett.* 1980, 21, 643.
- (105) Yamawaki, J.; Ando, T. *Chem. Lett.* 1979, 755.
- (106) Yamawaki, J.; Ando, T. *Chem. Lett.* 1980, 533.
- (107) Pietraszkiewicz, M.; Jurczak, J. *J. Chem. Soc., Chem. Commun.* 1983, 132.
- (108) Masuyama, A.; Nakamura, Y.; Iwasaki, T.; Okahara, M. *Synth. Commun.* 1985, 15, 521.
- (109) Kuo, P.; Miki, M.; Ikeda, I.; Okahara, M. *Tetrahedron Lett.* 1978, 4273.
- (110) Kuo, P.; Miki, M.; Okahara, M. *J. Chem. Soc., Chem. Commun.* 1978, 504.
- (111) Nakatsuji, Y.; Nakamura, T.; Yonetani, M.; Yuga, H.; Okahara, M. *J. Am. Chem. Soc.* 1988, 110, 531.
- (112) Ajinomoto Co., Inc. Jpn. Kokai Tokkyo Koho JP 58 154 566, 1983; *Chem. Abstr.* 1984, 100, 103404x.
- (113) Schwartz, E.; Shanzer, A. *J. Chem. Soc., Chem. Commun.* 1981, 634.
- (114) Schwartz, E.; Gottlieb, H. E.; Frolow, F.; Shanzer, A. *J. Org. Chem.* 1985, 50, 5469.
- (115) Leygue, N.; Cazaux, L.; Picard, C.; Tisnes, P. *Tetrahedron Lett.* 1987, 28, 4049.
- (116) Shanzer, A.; Shochet, N. M.; Frolow, F.; Rabinovich, D. *J. Org. Chem.* 1981, 46, 4662.
- (117) Shanzer, A.; Libman, J.; Gottlieb, H. E.; Frolow, F. *J. Am. Chem. Soc.* 1982, 104, 4220.
- (118) Shanzer, A.; Libman, J.; Gottlieb, H. E. *J. Org. Chem.* 1983, 48, 4612.
- (119) Shanzer, A.; Shochet, N.; Rabinovich, D.; Frolow, F. *Angew. Chem., Int. Ed. Engl.* 1980, 19, 326.
- (120) Ninagawa, A.; Maeda, T.; Matsuda, H. *Chem. Lett.* 1984, 1985.
- (121) Steliou, K.; Szczygielska-Nowosielska, A.; Favre, A.; Poupert, M. A.; Hanessian, S. *J. Am. Chem. Soc.* 1980, 102, 7578.
- (122) Steliou, K.; Poupert, M. A. *J. Am. Chem. Soc.* 1983, 105, 7130.
- (123) Yeda Research and Development Co. Israeli Patent IL 58084, 1985; *Chem. Abstr.* 1986, 104, 186460u.
- (124) Picard, C.; Cazaux, L.; Tisnes, P. *Tetrahedron Lett.* 1984, 25, 3809.
- (125) Tisnes, P.; Cazaux, L.; Picard, C. *J. Chem. Res. S* 1984, 2, 38.
- (126) Picard, C.; Cazaux, L.; Tisnes, P. *Tetrahedron* 1986, 42, 3503.
- (127) Stetter, H.; Marx, J. *Liebigs Ann. Chem.* 1957, 607, 59.
- (128) Lehn, J. M. *Struct. Bonding (Berlin)* 1973, 16, 1.
- (129) Dietrich, B.; Lehn, J. M.; Sauvage, J. P. *Tetrahedron Lett.* 1969, 2885.
- (130) Petranek, J.; Ryba, O. *Collect. Czech. Chem. Commun.* 1983, 48, 1944.
- (131) Graf, E.; Lehn, J. M. *Helv. Chim. Acta* 1981, 64, 1038.
- (132) Czech, A.; Czech, P. B.; Bartsch, R. A. *J. Org. Chem.* 1988, 53, 5.
- (133) Nagao, Y.; Seno, K.; Miyasaka, T.; Fujita, E. *Chem. Lett.* 1980, 159.
- (134) Nagao, Y.; Miyasaka, T.; Seno, K.; Fujita, E. *Heterocycles* 1981, 15, 1037.
- (135) Bartsch, R. A.; Babb, D. A.; Knudsen, B. E. *J. Incl. Phenom.* 1987, 5, 515.
- (136) Tabushi, I.; Taniguchi, Y.; Kato, H. *Tetrahedron Lett.* 1977, 1049.
- (137) Tabushi, I.; Okino, H.; Kuroda, Y. *Tetrahedron Lett.* 1976, 4339.
- (138) Morphy, R. J.; Parker, D.; Alexander, R.; Bains, A.; Carne, A. F.; Eaton, M. A.; Harrison, A.; Millican, A.; Phipps, A.; Rhind, S. K.; Tetmas, R.; Weatherby, D. *J. Chem. Soc., Chem. Commun.* 1988, 156.
- (139) Gokel, G. W.; Garcia, B. J. *Tetrahedron Lett.* 1977, 317.
- (140) Johnson, M. R.; Sutherland, I. O.; Newton, R. F. *J. Chem. Soc., Perkin Trans. 1* 1979, 357.
- (141) Johnson, M. R.; Jones, N. F.; Sutherland, I. O. *J. Chem. Soc., Perkin Trans. 1* 1985, 1637.
- (142) Maeda, H.; Furuyoshi, S.; Nakatsuji, Y.; Okahara, M. *Bull. Chem. Soc. Jpn.* 1983, 56, 212.
- (143) Lai, J. T. *J. Org. Chem.* 1985, 50, 1329.
- (144) Schultz, R. A.; Schlegel, E.; Dishong, D. M.; Gokel, G. W. *J. Chem. Soc., Chem. Commun.* 1982, 242.
- (145) Schultz, R. A.; Dishong, D. M.; Gokel, G. W. *Tetrahedron Lett.* 1981, 22, 2623.
- (146) White, B. D.; Dishong, D. M.; Minganti, C.; Arnold, K. A.; Goli, D. M.; Gokel, G. W. *Tetrahedron Lett.* 1985, 26, 151.
- (147) Lockhart, J. C.; Robson, A. C.; Thompson, M. E.; Furtado, S. D.; Kaura, C. K.; Allan, A. R. *J. Chem. Soc., Perkin Trans. 1* 1973, 577.
- (148) Lockhart, J. C.; Thompson, M. E. *J. Chem. Soc., Perkin Trans. 1* 1977, 202.
- (149) Calverley, M. J.; Dale, J. *J. Chem. Soc., Chem. Commun.* 1981, 684.
- (150) Calverley, M. J.; Dale, J. *Acta Chem. Scand., Ser. B* 1982, 36, 241.
- (151) Maeda, H.; Nakatsuji, Y.; Okahara, M. *Tetrahedron Lett.* 1981, 22, 4105.
- (152) Painter, G. R.; Pressman, B. C. *Top. Curr. Chem.* 1982, 101, 84.
- (153) Son, B.; Czech, B. P.; Bartsch, R. A. *Tetrahedron Lett.* 1985, 26, 1787.
- (154) Newkome, G. R.; Marston, Ch. R. *J. Org. Chem.* 1985, 50, 4238.
- (155) Masuyama, A.; Kuo, P. L.; Ikeda, I.; Okahara, M. *Nippon Kagaku Kaishi* 1983, 249; *Chem. Abstr.* 1983, 99, 53719s.
- (156) Masuyama, A.; Nakatsuji, Y.; Ikeda, I.; Okahara, M. *Tetrahedron Lett.* 1981, 22, 4665.
- (157) Sakamoto, H.; Kimura, K.; Koseki, Y.; Shono, T. *J. Chem. Soc., Perkin Trans. 2* 1987, 1181.
- (158) Bogatsky, A. V.; Lukyanenko, N. G.; Pastushok, V. N. *Synthesis* 1983, 992.
- (159) de Jong, F.; van Zon, A.; Reinhoudt, D. N.; Torny, G. J.; Tomassen, H. P. *Recl. Trav. Chim. Pays-Bas* 1983, 102, 164.
- (160) Lehn, J. M. U.S. Patent 3 888 877, 1980.

- (161) Kakiuchi, H.; Tomoi, M. *Kenkyu Hokoku—Asahi Garasu Kogyo Gijutsu Shoreikai* 1981, 38, 37; *Chem. Abstr.* 1982, 97, 216142y.
- (162) Tomoi, M.; Kihara, K.; Kakiuchi, H. *Tetrahedron Lett.* 1979, 3485.
- (163) Montanari, F.; Tundo, P. *Tetrahedron Lett.* 1979, 5055.
- (164) Buhleier, E.; Rasshofer, W.; Wehner, W.; Luppertz, F.; Vögtle, F. *Liebigs Ann. Chem.* 1977, 1344.
- (165) Kulstad, S.; Malmsten, L. A. *Tetrahedron* 1980, 36, 521.
- (166) Leigh, S. J.; Sutherland, I. O. *J. Chem. Soc., Chem. Commun.* 1975, 414.
- (167) Hodgkinson, L. C.; Johnson, M. R.; Leigh, S. J.; Spencer, N.; Sutherland, I. O.; Newton, R. F. *J. Chem. Soc., Perkin Trans. 1* 1979, 2193.
- (168) Gatto, V. J.; Gokel, G. W. *J. Am. Chem. Soc.* 1984, 106, 8240.
- (169) Ajinomoto Co. Inc. Jpn. Kokai Tokkyo Koho JP 58 154 565, 1983; *Chem. Abstr.* 1984, 100, 121125m.
- (170) Bradshaw, J. S.; Bruening, R. L.; Krakowiak, K. E.; Tarbet, B. J.; Bruening, M. L.; Izatt, R. M.; Christensen, J. J. *J. Chem. Soc., Chem. Commun.* 1988, 812.
- (171) Izatt, R. M.; Bruening, R. L.; Bruening, M. L.; Tarbet, B. J.; Krakowiak, K. E.; Bradshaw, J. S.; Christensen, J. J. *Anal. Chem.* 1988, 60, 1825.
- (172) Krespan, C. G. *J. Org. Chem.* 1980, 45, 1177.
- (173) Tomoi, M.; Abe, O.; Ikeda, M.; Kihara, K.; Kakiuchi, H. *Tetrahedron Lett.* 1978, 33, 3031.
- (174) Kakiuchi, H.; Tomoi, M.; Abe, O.; Kihara, K. Jpn. Kokai Tokkyo Koho JP 80 19 222, 1980; *Chem. Abstr.* 1980, 93, 204707r.
- (175) Bradshaw, J. S.; Krakowiak, K. E.; Izatt, R. M. *J. Heterocycl. Chem.*, in press.
- (176) Rasshofer, W.; Wehner, W.; Vögtle, F. *Liebigs Ann. Chem.* 1976, 916.
- (177) Rasshofer, W.; Vögtle, F. *Liebigs Ann. Chem.* 1977, 1340.
- (178) Tabushi, I. Jpn. Kokai Tokkyo Koho JP 77 106 882, 1977; *Chem. Abstr.* 1978, 88, 89730a.
- (179) Hosseini, M. W.; Blacker, J. A.; Lehn, J. M. *J. Chem. Soc., Chem. Commun.* 1988, 596.
- (180) Graf, E.; Lehn, J. M. *J. Am. Chem. Soc.* 1975, 97, 5022.
- (181) Dietrich, B.; Hosseini, M. W.; Lehn, J. M.; Sessions, R. B. *Helv. Chim. Acta* 1983, 66, 1262.
- (182) Kotzyba-Hibert, F.; Lehn, J. M.; Saigo, K. *J. Am. Chem. Soc.* 1981, 103, 4266.
- (183) Comarmond, J.; Plumere, P.; Lehn, J. M.; Agnus, Y.; Luis, R.; Weiss, R.; Kahn, O.; Morgenstern-Badarau, I. *J. Am. Chem. Soc.* 1982, 104, 6330.
- (184) Lehn, J. M.; Pine, S. H.; Watanabe, E.; Willard, A. *J. Am. Chem. Soc.* 1977, 99, 6766.
- (185) Schmidtchen, F. P. *J. Org. Chem.* 1986, 51, 5161.
- (186) Pelissard, D.; Louis, R. *Tetrahedron Lett.* 1972, 4589.
- (187) Bradshaw, J. S.; Krakowiak, K. E.; Wu, G.; Izatt, R. M. *Tetrahedron Lett.* 1988, 29, 5589.
- (188) Kawaguchi, M.; Ohashi, J. *Synthesis* 1985, 701.
- (189) Lukyanenko, N. G.; Kirichenko, T. A.; Limich, V. V.; Bogatski, A. V. *Khim. Geterotsikl. Soedin.* 1987, 263.
- (190) Pedersen, C. J.; Bromels, M. H. U.S. Patent 3 847 949, 1974.
- (191) Högberg, S. A. G.; Cram, D. J. *J. Org. Chem.* 1975, 40, 151.
- (192) He, Y.; Wu, C. *Gaodeng Xuexiao Huaxue Xuebao* 1984, 5, 649; *Chem. Abstr.* 1984, 101, 211122h.
- (193) Leigh, S. J.; Sutherland, I. O. *J. Chem. Soc., Perkin Trans. 1* 1979, 1089.
- (194) Hodgkinson, L. C.; Sutherland, I. O. *J. Chem. Soc., Perkin Trans. 1* 1979, 1908.
- (195) Beckford, M. F.; King, R. M.; Stoddart, J. F.; Newton, R. F. *Tetrahedron Lett.* 1978, 171.
- (196) Ganin, E. V.; Anikin, V. F.; Kamalov, G. L. *Khim. Geterotsikl. Soedin* 1981, 846; *Chem. Abstr.* 1981, 95, 187216b.
- (197) Anikin, V. F.; Ganin, E. V.; Rozyanov, B. V.; Zakharova, R. M.; Kamalov, G. L. *Khim. Geterotsikl. Soedin* 1982, 246; *Chem. Abstr.* 1982, 96, 181266s.
- (198) Qin, S. *Huaxue Xuebao* 1986, 44, 854; *Chem. Abstr.* 1987, 107, 59005m.
- (199) Wudl, F.; Gaeta, F. *J. Chem. Soc., Chem. Commun.* 1972, 107.
- (200) Markowich, J. S.; Filyagina, N. A.; Dziomko, V. M.; Ryabokobylko, Yu. S.; Adamova, G. M.; Zelichenok, S. L. *Khim. Geterotsikl. Soedin.* 1983, 185; *Chem. Abstr.* 1983, 99, 5614g.
- (201) Formanovskii, A. A.; Murakhovskaya, A. S. *Khim. Geterotsikl. Soedin.* 1985, 267; *Chem. Abstr.* 1985, 102, 220853v.
- (202) Zolotov, Yu. A.; Poddubnykh, L. P.; Kuz'min, N. M.; Formanovskii, A. A. *Zh. Anal. Khim.* 1986, 41, 1046; *Chem. Abstr.* 1986, 105, 164013v.
- (203) Wu, C.; Song, J. *Wuhan Daxue Xuebao, Ziran Kexueban* 1986, 65; *Chem. Abstr.* 1987, 107, 39776k.
- (204) Zhang, Z.; Yoo, J.; Huang, Z. *Huaxue Shiji* 1983, 5, 356; *Chem. Abstr.* 1984, 101, 38435n.
- (205) He, Y.; Wu, C.; Zhang, Y.; Niu, C. *Gaodeng Xuexiao Huaxue Xuebao* 1986, 7, 804; *Chem. Abstr.* 1987, 107, 39775j.
- (206) Pearson, D. P. J.; Leigh, S. J.; Sutherland, I. O. *J. Chem. Soc., Perkin Trans. 1* 1979, 3113.
- (207) Grimsley, P. G.; Lindoy, L. F.; Lip, H. C.; Smith, R. J.; Baker, J. T. *Aust. J. Chem.* 1977, 30, 2095.
- (208) Armstrong, L. G.; Lindoy, L. F. *Inorg. Chem.* 1975, 14, 1322.
- (209) Lindoy, L. F.; Lip, H. C.; Power, L. F.; Rea, J. H. *Inorg. Chem.* 1976, 15, 1724.
- (210) Armstrong, L. G.; Lindoy, L. F.; McPartlin, M.; Mockler, G. M.; Tasker, P. A. *Inorg. Chem.* 1977, 16, 1665.
- (211) Armstrong, L. G.; Grimsley, P. G.; Lindoy, L. F.; Lip, H. C.; Norris, V. A.; Smith, R. J. *Inorg. Chem.* 1978, 17, 2350.
- (212) Adam, K. R.; Lindoy, L. F.; Lip, H. C.; Rea, J. H.; Skelton, B. W.; White, A. H. *J. Chem. Soc., Dalton Trans.* 1981, 74.
- (213) Kodera, Y.; Tomota, N.; Okuma, K.; Ohta, H. *Fukuoka Daigaku Rigaku Shuho Rep.* 1985, 15, 135; *Chem. Abstr.* 1984, 106, 84577m.
- (214) Martin, J. W. L.; Wainwright, K. P.; Weerasuria, K. D. V.; Wild, S. B. *Inorg. Chim. Acta* 1985, 99, L-5.
- (215) Schultz, A. G.; Pinto, D. J. P.; Welch, M. J. *J. Org. Chem.* 1988, 53, 1372.
- (216) Dietrich, B.; Fyles, T. M.; Lehn, J. M.; Pease, L. G.; Fyles, D. L. *J. Chem. Soc., Chem. Commun.* 1978, 934.
- (217) White, B. D.; Arnold, K. A.; Garrell, R. L.; Fronczek, F. R.; Gandour, R. D.; Gokel, G. W. *J. Org. Chem.* 1987, 52, 1128.
- (218) Ajinomoto Co., Inc. Jpn. Kokai Tokkyo Koho JP 57 171 984, 1982; *Chem. Abstr.* 1983, 98, 143475t.
- (219) Carroy, A.; Langick, C. R.; Lehn, J. M.; Matthes, K. E.; Parker, D. *Helv. Chim. Acta* 1986, 69, 580.
- (220) Gokel, G. W. U.S. Patent 4 436 664, 1984.
- (221) Pacey, G. E.; Sasaki, K. U.S. Patent 4 659 815, 1987.
- (222) Katayama, Y.; Fukuda, R.; Hiwatari, K.; Takagi, M. *Kenkyu Hokoku—Asahi Garasu Kogyo Gijutsu Shoreikai* 1986, 48, 193; *Chem. Abstr.* 1987, 107, 32225w.
- (223) Bottino, F.; Grazia, M. D.; Finocchiaro, P.; Fronczek, F. R.; Mamo, A.; Pappalardo, S. *J. Org. Chem.* 1983, 53, 3521.
- (224) Qin, S.; Hu, R. *Huaxue Shiji* 1984, 6, 159; *Chem. Abstr.* 1985, 102, 6449z.
- (225) Kimura, K.; Sakamoto, H.; Koseki, Y.; Shono, T. *Chem. Lett.* 1985, 1241.
- (226) Kimura, K.; Oishi, H.; Sakamoto, H.; Shono, T. *Nippon Kagaku Kaishi* 1987, 277.
- (227) Maeda, M.; Nakatsuji, Y.; Okahara, M. *J. Chem. Soc., Chem. Commun.* 1981, 471.
- (228) Bogatsky, A. V.; Ganin, E. V.; Makarov, V. F.; Kotlyar, S. A.; Lukyanenko, N. G. *Ukr. Khim. Zh.* 1985, 51, 664; *Chem. Abstr.* 1985, 103, 215266x.
- (229) Dix, J. P.; Vögtle, F. *Chem. Ber.* 1981, 114, 638.
- (230) Bogatsky, A. V.; Pluznik-Gladyr, S. M.; Lukyanenko, N. G.; Kotlyar, S. A.; Chervin, N. N.; Kostyanovsky, R. G. *Khim. Geterotsikl. Soedin.* 1985, 997; *Chem. Abstr.* 1985, 103, 160484j.
- (231) Ajinomoto Co., Inc. Jpn. Kokai Tokkyo Koho JP 58 131 974, 1983; *Chem. Abstr.* 1984, 100, 68328b.
- (232) Schultz, R. A.; Dishong, D. M.; Gokel, G. W. *J. Am. Chem. Soc.* 1982, 104, 625.
- (233) Gokel, G. W.; Echegoyen, L.; Kim, M. S.; Eyring, E. M.; Petrucci, S. *Biophys. Chem.* 1987, 26, 225.
- (234) Takaki, M.; Nita, K.; Takagi, M.; Ueno, K. *Chem. Lett.* 1982, 571.
- (235) Gokel, G. W.; Hernandez, J. C.; Viscariello, A. M.; Arnold, K. A.; Campana, C. F.; Echegoyen, L.; Fronczek, F. R.; Gandour, R. D.; Morgan, C. R.; Trafton, J. E.; Miller, S. R.; Minganti, C.; Eiband, D.; Schultz, R. A.; Tamminen, M. *J. Org. Chem.* 1987, 52, 2963.
- (236) Matsushima, K.; Nakatsuji, Y.; Kawamura, N.; Okahara, M. *J. Heterocycl. Chem.* 1986, 23, 255.
- (237) Nakamura, H.; Sakka, H.; Takagi, M.; Ueno, K. *Chem. Lett.* 1981, 1305.
- (238) Bogatsky, A. V.; Ganin, E. V.; Makarov, V. F.; Kotlyar, S. A.; Lukyanenko, N. G. *Khim. Geterotsikl. Soedin.* 1986, 670; *Chem. Abstr.* 1987, 106, 196420m.
- (239) Gustowski, D. A.; Gatto, V. J.; Mallen, J.; Echegoyen, L.; Gokel, G. W. *J. Org. Chem.* 1987, 52, 5172.
- (240) Gustowski, D. A.; Echegoyen, L.; Goli, D. M.; Kaifer, A.; Schultz, R. A.; Gokel, G. W. *J. Am. Chem. Soc.* 1984, 106, 1633.
- (241) He, G. X.; Abe, A.; Ikeda, T.; Wada, F.; Kikukawa, K.; Matsuda, T. *Bull. Chem. Soc. Jpn.* 1986, 59, 674.
- (242) He, G. X.; Kikukawa, K.; Ikeda, T.; Wada, F.; Matsuda, T. *J. Chem. Soc., Perkin Trans. 2* 1988, 719.
- (243) Ivanov, E. I.; Fiedorova, G. V. *Ukr. Khim. Zh.* 1986, 52, 1215; *Chem. Abstr.* 1987, 107, 236681b.
- (244) Nakatsuji, Y.; Sakamoto, M.; Okahara, M.; Matsushima, K. *Nippon Kagaku Kaishi* 1987, 430.
- (245) Kuo, P. L.; Ikeda, I.; Okahara, M. *Tenside Deterg.* 1982, 19, 204.
- (246) Kuo, P. L.; Ikeda, I.; Okahara, M. *Tenside Deterg.* 1982, 19, 4.
- (247) Bock, H.; Hierholzer, B.; Vögtle, F.; Hollmann, G. *Angew. Chem.* 1984, 23, 57.
- (248) Ikeda, I.; Ozawa, Y.; Nakatsuji, Y.; Okahara, M. *J. Am. Oil Chem. Soc.* 1987, 64, 1034.

- (249) McLain, S. J. *J. Am. Chem. Soc.* 1983, 105, 6355.
- (250) Shinkai, S.; Manabe, O.; Oguchi, M. *Jpn. Kokai Tokkyo Koho JP 62 00 074*, 1987; *Chem. Abstr.* 1987, 107, 106920t.
- (251) Fery-Forgues, S.; Le Bris, M. T.; Guette, J. P.; Valeur, B. *J. Chem. Soc., Chem. Commun.* 1988, 384.
- (252) Andrews, M. P.; Blackburn, C.; McAleer, J. F.; Patel, V. D. *J. Chem. Soc., Chem. Commun.* 1987, 1122.
- (253) Shinkai, S.; Shigematsu, K.; Kusano, Y.; Manabe, O. *J. Chem. Soc., Perkin Trans. 1* 1981, 3279.
- (254) Echegoyen, L. E.; Hernandez, J. C.; Kaifer, A. E.; Gokel, G. W.; Echegoyen, L. *J. Chem. Soc., Chem. Commun.* 1988, 836.
- (255) Bradshaw, J. S.; Krakowiak, K. E.; LindH, G. C.; Izatt, R. M. *Tetrahedron* 1987, 43, 4271.
- (256) Nippon Oils and Fats Co., Ltd. *Jpn. Kokai Tokkyo Koho JP 59 157 076*, 1984; *Chem. Abstr.* 1985, 102, 6566k.
- (257) Nakatsuji, Y.; Kikui, T.; Ikeda, J.; Okahara, M. *Bull. Chem. Soc. Jpn.* 1986, 59, 315.
- (258) Groth, P. *Acta Chem. Scand., Ser. A* 1985, 39, 363.
- (259) He, G. X.; Kikukawa, U.; Ohe, H.; Machida, M.; Matsuda, T. *J. Am. Chem. Soc.* 1988, 110, 603.
- (260) Lukyanenko, N. G.; Reeder, A. S.; Lyamtseva, L. N. *Synthesis* 1986, 932.
- (261) Beer, P. D. *J. Organomet. Chem.* 1985, 297, 313.
- (262) Beer, P. D.; Keefe, A. D. *J. Organomet. Chem.* 1986, 306, C10.
- (263) Sheng, H.; Li, S.; Lu, H.; Cheng, D. *Huaxue Xuebao* 1983, 41, 1127; *Chem. Abstr.* 1983, 100, 209771e.
- (264) Sheng, H.; Li, S.; Lu, H.; Cheng, D. *Youji Huaxue* 1982, 449; *Chem. Abstr.* 1983, 98, 198182a.
- (265) Anelli, P. L.; Montanari, F.; Quici, S. *J. Chem. Soc., Chem. Commun.* 1985, 132.
- (266) Jurczak, J.; Ostaszewski, R. *Tetrahedron Lett.* 1988, 29, 959.
- (267) Pietraszkiewicz, M.; Salanski, P.; Jurczak, J. *Bull. Pol. Acad. Sci., Chem.* 1985, 33, 433; *Chem. Abstr.* 1987, 106, 50173n.
- (268) Kolinski, R. A.; Mrozinski, J. *Proc. 9th Conf. Coord. Chem.* 1983, 179; *Chem. Abstr.* 1983, 99, 168355n.
- (269) Kolinski, R. A.; Mrozinski, J. *Polyhedron* 1983, 2, 1217.
- (270) Boyce, B. A.; Carroy, A.; Lehn, J. M.; Parker, D. *J. Chem. Soc., Chem. Commun.* 1984, 1546.
- (271) Matthes, K. E.; Parker, D.; Buschmann, H. J.; Ferguson, G. *Tetrahedron Lett.* 1987, 28, 5573.
- (272) Fu, G. X.; Wu, Y. W.; Xu, X. Y. *Huaxue Xuebao* 1985, 43, 150; *Chem. Abstr.* 1985, 102, 220328c.
- (273) Carroy, A.; Lehn, J. M. *J. Chem. Soc., Chem. Commun.* 1986, 1232.
- (274) Kumar, A.; Mageswaran, S.; Sutherland, I. O. *Tetrahedron* 1986, 42, 3291.
- (275) Lukyanenko, N. G.; Basok, S. S.; Filonova, L. K. *Synthesis* 1988, 335.
- (276) Calverley, M. J.; Dale, J. *J. Chem. Soc., Chem. Commun.* 1981, 1084.
- (277) Gansow, O. A.; Kausar, R. A.; Triplett, K. B. *J. Heterocycl. Chem.* 1981, 18, 297.
- (278) Cheng, D.; Li, S.; Lu, H.; Chen, Y.; Sheng, H. *Youji Huaxue* 1983, 207; *Chem. Abstr.* 1983, 99, 122440h.
- (279) Ueno, K. *Jpn. Kokai Tokkyo Koho JP 82 04 976*, 1982; *Chem. Abstr.* 1982, 96, 199752g.
- (280) Zinic, M.; Skaric, V. *J. Org. Chem.* 1988, 53, 2582.
- (281) Kyte, A. B.; Owens, K. A.; Sutherland, I. O. *J. Chem. Soc., Perkin Trans. 1* 1987, 1921.
- (282) Bogatsky, A. V.; Filipnova, J. O.; Britva, I. E.; Golovienko, N. Ya.; Lukyanenko, N. G.; Galkin, B. N.; Popkov, Yu. A. *Khim. Farm. Zh.* 1984, 18, 1191; *Chem. Abstr.* 1985, 102, 132010n.
- (283) Kasprzyk, S. P.; Wilkins, R. G. *Inorg. Chem.* 1988, 27, 1834.
- (284) Richardson, N. M.; Sutherland, I. O. *Tetrahedron Lett.* 1985, 26, 3739.
- (285) Tsukube, H.; Takagi, K.; Higashiyama, T.; Iwachido, T.; Hayama, N. *J. Incl. Phenom.* 1984, 2, 103.
- (286) Tsukube, H.; Yamashita, K.; Iwachido, T.; Zenki, M. *Tetrahedron Lett.* 1988, 29, 569.
- (287) Shiga, M.; Nishida, H.; Nakamura, H.; Takagi, M.; Ueno, K. *Bunseki Kagaku* 1983, 32, E293; *Chem. Abstr.* 1984, 100, 28949y.
- (288) Nishida, H.; Tazaki, M.; Takagi, M.; Ueno, U. *Mikrochim. Acta* 1981, 1, 281.
- (289) Dragomiretskaya, E. I.; Orfeev, V. S.; Popkov, Yu. A.; Andronati, S. A. *Dokl. Akad. Nauk. Ukr. SSR, Ser. B: Geol., Khim. Biol. Nauki* 1987, 40; *Chem. Abstr.* 1988, 108, 167446k.
- (290) Jones, N. F.; Kumar, A.; Sutherland, I. O. *J. Chem. Soc., Chem. Commun.* 1981, 990.
- (291) Squiller, E. P.; Whittle, R. R.; Richey, H. G. *Organometallics* 1985, 4, 1154.
- (292) Li, Yu.; Zheng, J.; Ma, W.; Ma, G. *Huaxue Shijie* 1985, 26, 446; *Chem. Abstr.* 1985, 104, 224880u.
- (293) Lukyanenko, N. G.; Bogatsky, A. V.; Basok, S. S.; Ostrovskaya, L. K.; Nazarova, N. Yu.; Karpienko, L. P. *Zh. Org. Khim.* 1984, 20, 1580; *Chem. Abstr.* 1985, 102, 24607d.
- (294) Gokel, G. W.; Gatto, V. J. U.S. Patent 4 597 903, 1986; *Chem. Abstr.* 1986, 105, 153087v.
- (295) Kuzmin, V. E.; Trigub, L. I. *Zh. Struct. Khim.* 1985, 26, 172; *Chem. Abstr.* 1985, 103, 141099w.
- (296) Ando, N.; Ohi, S.; Yamamoto, Y.; Oda, J.; Inouye, Y. *Bull. Inst. Chem. Res., Kyoto Univ.* 1980, 58, 293; *Chem. Abstr.* 1981, 94, 121489v.
- (297) Lukyanenko, N. G.; Bogatsky, A. V.; Kirichenko, T. I.; Scherbakov, S. V.; Nazarova, N. Yu. *Synthesis* 1984, 137.
- (298) Arnold, K. A.; Viscariello, A. M.; Kim, M. S.; Gandour, R. D.; Fronczek, F. R.; Gokel, G. W. *Tetrahedron Lett.* 1988, 29, 3027.
- (299) Jurczak, J.; Ostaszewski, R.; Pietraszkiewicz, M.; Salanski, P. *J. Incl. Phenom.* 1987, 5, 553.
- (300) Chang, C. A.; Rowland, M. E. *Inorg. Chem.* 1983, 22, 3866.
- (301) Tsukube, H.; Takagi, K.; Higashiyama, T.; Iwachido, T.; Hayama, N. *Bull. Chem. Soc. Jpn.* 1988, 61, 293.
- (302) Bogatsky, A. V.; Lukyanenko, N. G.; Pastushok, V. N.; Kostyanovskii, R. G. *Dokl. Akad. Nauk SSSR* 1982, 265, 619; *Chem. Abstr.* 1982, 97, 216146c.
- (303) Lukyanenko, N. G.; Kostyanovskii, R. G.; Pastushok, V. N.; Bogatsky, A. V. *Khim. Geterotsikl. Soedin.* 1986, 413; *Chem. Abstr.* 1987, 106, 50175p.
- (304) Rubchenko, V. F.; Ignatov, C. M.; Chervin, J. J.; Nosova, V. S.; Kostyanovskii, R. G. *Izv. Akad. Nauk SSSR* 1986, 1153; *Chem. Abstr.* 1987, 106, 175847r.
- (305) Lee, E.; Park, S. K.; Paik, Y. H. *Bull. Korean Chem. Soc.* 1980, 1, 145; *Chem. Abstr.* 1981, 94, 121489u.
- (306) Buoen, S.; Dale, J.; Krane, J. *Acta Chem. Scand.* 1984, B38, 773.
- (307) Arnold, K. A.; Echegoyen, L.; Fronczek, F. R.; Gandour, R. D.; Gatto, V. J.; White, B. D.; Gokel, G. W. *J. Am. Chem. Soc.* 1987, 109, 3716.
- (308) Hamilton, A. D.; Kazanjian, P. *Tetrahedron Lett.* 1985, 26, 5735.
- (309) Tsuchida, H. *Jpn. Kokai Tokkyo Koho JP 81 127 385*, 1981; *Chem. Abstr.* 1982, 96, 142570s.
- (310) Tsukube, H.; Takagi, K.; Higashiyama, T.; Iwachido, T.; Hayama, N. *J. Chem. Soc., Perkin Trans. 1* 1986, 1033.
- (311) Tsukube, H. *Chem. Lett.* 1984, 1961.
- (312) Tsukube, H. *J. Chem. Soc., Chem. Commun.* 1984, 315.
- (313) Sonveaux, E. *Tetrahedron* 1984, 40, 793.
- (314) Declercq, J. P.; Sonveaux, E. *Nouv. J. Chem.* 1984, 8, 591; *Chem. Abstr.* 1985, 103, 225655k.
- (315) Keana, J. F. W.; Cuomo, J.; Lex, L.; Seyedrezai, S. E. *J. Org. Chem.* 1983, 48, 2647.
- (316) Tsukube, H. *J. Chem. Soc., Perkin Trans. 1* 1985, 615.
- (317) Kim, M. S.; Gokel, G. W. *J. Chem. Soc., Chem. Commun.* 1987, 1686.
- (318) Shinkai, S.; Inuzuka, K.; Manabe, O. *Chem. Lett.* 1983, 747.
- (319) Lukyanenko, N. G.; Basok, S. S.; Filonova, L. K. *Zh. Org. Khim.* 1987, 23, 660; *Chem. Abstr.* 1987, 107, 217612p.
- (320) Basok, S. S. *Nauchno-Tekh. Prog. Proizvod. Khim. Veshchestv. Mater., Mater. Ukr. Nauchno-Tekh. Konf. Molo-dykh. Uch.-Khim. Ist* 1981 (Published 1984); 34 (Drach, B. S., Ed.; Naukova Dumka: Kiev, USSR); *Chem. Abstr.* 1986, 105, 6499c.
- (321) Tsukube, H. *J. Chem. Soc., Perkin Trans 1* 1982, 2359.
- (322) Ganin, E. V.; Makarov, V. F.; Lukyanenko, N. G.; Kotlyar, S. A. *Khim. Geterotsikl. Soedin.* 1987, 536; *Chem. Abstr.* 1988, 108, 131777e.
- (323) Shinkai, S.; Kinda, H.; Sone, T.; Manabe, O. *J. Chem. Soc., Chem. Commun.* 1982, 125.
- (324) Shinkai, S.; Kinda, H.; Araragi, Y.; Manabe, O. *Bull. Chem. Soc. Jpn* 1983, 56, 559.
- (325) Shinkai, S.; Nakamura, S.; Ohara, K.; Tachiki, S.; Manabe, O.; Kajiyama, T. *Macromolecules* 1987, 20, 21; *Chem. Abstr.* 1987, 106, 34137x.
- (326) Sesta, B.; D'Aprano, A. *J. Phys. Chem.* 1988, 92, 2992.
- (327) Sugai Chemical Industry Co., Ltd. *Jpn. Kokai Tokkyo Koho JP 58 135 869*, 1983; *Chem. Abstr.* 1984, 100, 51615v.
- (328) Chadwick, D. J.; Cliffe, I. A.; Sutherland, I. O. *J. Chem. Soc., Chem. Commun.* 1981, 992.
- (329) Lukyanenko, N. G.; Bogatsky, A. V.; Shapkin, V. A.; Popkov, Yu. A. *Zh. Org. Khim.* 1981, 17, 1069; *Chem. Abstr.* 1984, 100, 191855y.
- (330) Kimura, K.; Kumami, K.; Kitazawa, S.; Shono, T. *J. Chem. Soc., Chem. Commun.* 1984, 442.
- (331) Petranek, J.; Ryba, O.; Semler, M.; Panoch, M. *Brit. U.K. Patent GB 2 086 925*, 1982; *Chem. Abstr.* 1983, 99, 159678t.
- (332) Bradshaw, J. S.; Jiang, W.; Krakowiak, K. E.; Wu, G.; Walke, D. W.; Dalley, N. K.; Izatt, R. M. *J. Incl. Phenom.*, in press.
- (333) Bogatsky, A. V.; Lukyanenko, N. G.; Kirichenko, T. I. *Zh. Org. Khim.* 1980, 16, 1301.
- (334) Bogatsky, A. V.; Zakharov, K. S.; Lukyanenko, N. G.; Kirichenko, J. I. *Zh. Org. Khim.* 1982, 18, 1101; *Chem. Abstr.* 1982, 97, 91299w.
- (335) Grien, A. I.; Timofeyev, O. S.; Rozynov, B. V.; Lukyanenko, N. G.; Bogatsky, A. V.; Kirichenko, T. I. *Izv. Akad. Nauk SSSR* 1984, 2801; *Chem. Abstr.* 1985, 102, 148555s.
- (336) Lukyanenko, N. G.; Bogatsky, A. V.; Kirichenko, T. I.; Shcherbakov, S. V. *Zh. Org. Khim.* 1981, 17, 1279; *Chem. Abstr.* 1982, 96, 6697m.
- (337) Bogatsky, A. V.; Lukyanenko, N. G.; Kirichenko, T. I.; Li-

- mich, V. V. *Synthesis* 1984, 136.
- (338) Bogatsky, A. V.; Lukyanenko, N. G.; Kirichenko, T. I.; Limich, V. V.; Nazarova, N. Yu.; Karpienko, L. P. *Zh. Org. Khim.* 1985, 21, 1513; *Chem. Abstr.* 1986, 104, 207242s.
- (339) Bogatsky, A. V.; Lukyanenko, N. G.; Kirichenko, T. I. *Synthesis* 1982, 464.
- (340) Bogatsky, A. V.; Lukyanenko, N. G.; Kirichenko, T. I.; Limich, V. V.; Karpienko, L. P. *Zh. Org. Khim.* 1984, 20, 101; *Chem. Abstr.* 1984, 100, 174797p.
- (341) Alfheim, T.; Buoen, S.; Dale, J.; Krautwurst, K. D. *Acta Chem. Scand.* 1986, B40, 40.
- (342) Zinic, M.; Bosnic-Kasnar, B.; Kolbah, D. *Tetrahedron Lett.* 1980, 21, 1365.
- (343) Rossa, L.; Vögtle, F. *Liebigs Ann. Chem.* 1981, 459.
- (344) Krakowiak, K. E.; Kotelko, B.; Bradshaw, J. S.; Dalley, K. N. *J. Heterocycl. Chem.* 1988, 25, 1327.
- (345) Buoen, S.; Dale, J. *Acta Chem. Scand.* 1986, B40, 278.
- (346) Bradshaw, J. S.; Krakowiak, K. E.; Izatt, R. M. *Tetrahedron Lett.*, submitted.
- (347) Canceill, J.; Collet, A.; Gabard, J.; Kotzyba-Hibert, F.; Lehn, J. M. *Helv. Chim. Acta* 1982, 65, 1894.
- (348) Graf, E.; Kintzinger, J. P.; Lehn, J. M.; LeMoigne, J. J. *Am. Chem. Soc.* 1982, 104, 1672.
- (349) Lukyanenko, N. G.; Kirichenko, T. I.; Limich, V. V. *Synthesis* 1986, 928.
- (350) Hancock, R. D.; Evers, A.; Ngwenya, P. M.; Wade, P. W. *J. Chem. Soc., Chem. Commun.* 1987, 1129.
- (351) Katagi, T.; Kuriyama, H. *Heterocycles* 1982, 19, 1681.
- (352) Sun, Y.; Martell, A. E.; Motekaitis, R. J. *Inorg. Chem.* 1985, 24, 4343.
- (353) Hosseini, M. W.; Lehn, J. M.; Mertes, M. P. *Helv. Chim. Acta* 1983, 66, 2454.
- (354) Hosseini, M. W.; Lehn, J. M. *J. Chem. Soc., Chem. Commun.* 1985, 1155.
- (355) Hosseini, M. W.; Lehn, J. M.; Maggiora, L.; Mertes, K. B.; Mertes, M. P. *J. Am. Chem. Soc.* 1987, 109, 537.
- (356) Blackburn, M. G.; Thatcher, G. R. J.; Hosseini, M. W.; Lehn, J. M. *Tetrahedron Lett.* 1987, 28, 2779.
- (357) Hosseini, M. W.; Lehn, J. M. *J. Chem. Soc., Chem. Commun.* 1988, 397.
- (358) Martin, A. E.; Ford, T. M.; Bulkowski, J. E. *J. Org. Chem.* 1982, 47, 412.
- (359) Dietrich, B.; Hosseini, M. W.; Lehn, J. M.; Sessions, R. B. *J. Am. Chem. Soc.* 1981, 103, 1282.
- (360) Comarmond, J.; Dietrich, B.; Lehn, J. M.; Louis, R. *J. Chem. Soc., Chem. Commun.* 1985, 74.
- (361) Constantin, E.; Dietrich, B.; Hosseini, M. W.; Lehn, J. M.; Sessions, R. B. *Analytical Chemistry Symposia Series*; Frigerio, A., Ed.; Elsevier: Amsterdam, Oxford, New York, 1983; Vol. 12, pp 327-332.
- (362) Lipatova, T. E.; Kosyanchuk, L. F.; Khramova, T. S. *Teor. Eksp. Khim.* 1983, 19, 323; *Chem. Abstr.* 1983, 99, 132680a.
- (363) Fujioka, H.; Kimura, E.; Kodama, M. *Chem. Lett.* 1982, 737.
- (364) Wu, Z.; Lu, T. Faming Zhuanli Shenqing Gongkai Shuomingshu CN 86 103 456, 1986; *Chem. Abstr.* 1988, 109, 22986x.
- (365) Pietraszkiewicz, M.; Salanski, P.; Ostaszewski, R.; Jurczak, J. *Heterocycles* 1986, 24, 1203.
- (366) Song, J.; Wu, Ch.; Xu, K.; Shao, Q.; Huang, Y.; Yuan, H.; Qiu, J.; Shen, L. *Bopuxue Zazhi* 1985, 2, 173; *Chem. Abstr.* 1987, 106, 4454f.
- (367) Yang, D.; Wang, T.; Wang, G.; Wu, Ch.; Song, J. *Youji Huaxue* 1986, 47; *Chem. Abstr.* 1986, 105, 133215g.
- (368) Anelli, P. L.; Spencer, N.; Stoddart, J. F. *Tetrahedron Lett.* 1988, 29, 1569.
- (369) Anelli, P. L.; Slawin, A. M. Z.; Stoddart, J. F.; Williams, D. *J. Tetrahedron Lett.* 1988, 29, 1575.
- (370) Anelli, P. L.; Slawin, A. M. Z.; Stoddart, J. F.; Williams, D. *J. Tetrahedron Lett.* 1988, 29, 1573.
- (371) Li, R. *Wuhan, Daxue Xuebao, Ziran Kexueban* 1985, 121; *Chem. Abstr.* 1986, 105, 126460e.
- (372) Degutis, Yu.; Medeksiene, G. *Zh. Org. Khim.* 1982, 18, 1015; *Chem. Abstr.* 1982, 97, 109979e.
- (373) Tasker, P. A.; Trotter, J.; Lindoy, L. F. *J. Chem. Res. (S)* 1981, 328.
- (374) Paredes, R. S.; Valera, N. S.; Lindoy, L. F. *Aust. J. Chem.* 1986, 39, 1071.
- (375) Anderegg, G.; Ekstrom, A.; Lindoy, L. F.; Smith, R. J. *J. Am. Chem. Soc.* 1980, 102, 2670.
- (376) Adam, K. R.; Baldwin, D.; Duckworth, P. A.; Leong, A. J.; Lindoy, L. F.; McPartlin, M.; Tasker, P. A. *J. Chem. Soc., Chem. Commun.* 1987, 1124.
- (377) Dudler, V.; Lindoy, L. F.; Sallin, D.; Schlaepfer, C. W. *Aust. J. Chem.* 1987, 40, 1557.
- (378) Adam, K. R.; Dancey, K. P.; Harrison, B. A.; Leong, A. J.; Lindoy, L. F.; McPartlin, M.; Tasker, P. A. *J. Chem. Soc., Chem. Commun.* 1983, 1351.
- (379) Harding, P. A.; Henrick, K.; Lindoy, L. F.; McPartlin, M.; Tasker, P. A. *J. Chem. Soc., Chem. Commun.* 1983, 1300.
- (380) Adam, K. R.; Leong, A. J.; Lindoy, L. F.; McCool, B. J.; Ekstrom, A.; Liepa, I.; Harding, P. A.; Henrick, K.; McPartlin, M.; Tasker, P. A. *J. Chem. Soc., Dalton Trans.* 1987, 2537.
- (381) Glinka, R.; Piatowska, E.; Idowski, P. *Acta Pol. Pharm.* 1985, 42, 587; *Chem. Abstr.* 1987, 106, 156445s.
- (382) Glinka, R.; Walczynski, K. *Acta Pol. Pharm.* 1986, 43, 32; *Chem. Abstr.* 1987, 106, 176361g.
- (383) Foti, S.; Maravigna, P.; Montaudo, G. *J. Polym. Sci.* 1981, 19, 1679.